

USING CORE WORDS IN EVERYDAY ACTIVITIES

DRESS UP



Dressing up fosters the imagination and is a fun activity which will give you lots to talk about. You could pick a theme - superheroes, scary monsters, jobs. You could direct someone else to dress up in things too. I wonder if anyone will make a play with characters and costumes.

CORE WORDS	People/thing words	I, you, we, it, that
	Action words	don't, come, look, feel, get, want, play, put, be, take, turn, like
	Position words	on, off
	Quantity words	more
	Describing words	good, bad, happy, sad, silly, big, little, different, finished
	Question words	who, what
Other words		
WAYS TO USE THE WORDS		I want, want play, put it on, take it off, I like, what (will) I be?, who (will) I be?, not like, look good, look silly, feel happy, feel sad, get (something) different, it (too) big/little, want that, my turn, want more, play finished
REASONS TO COMMUNICATE WITH THESE WORDS		Requesting, directing, commenting / giving opinions, asking questions, describing
RELEVANT FRINGE WORDS		Describing words (colours, pretty, scary, funny), clothing, body parts, characters/ people / jobs

★ Remember, you don't need to find every word you are saying on the communication system, just focus on the **key** words. These are the most important words. You can still speak a full sentence out loud, while pointing to symbols for the key words.


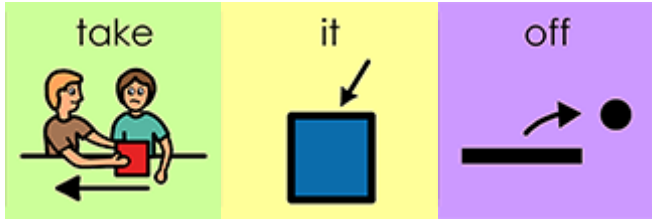
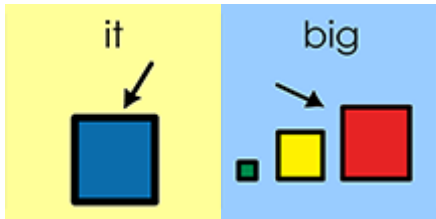



So you might say 'I like it', but just point to/press the 'like' symbol, until you feel confident to join 2 or 3 symbols together. ★

PATHWAYS FOR DIFFERENT SYSTEMS




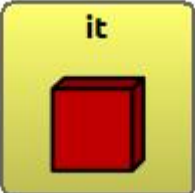

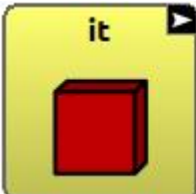


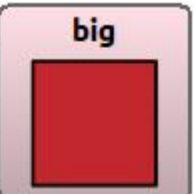











Different communication systems use different 'pathways' to find the words.

Below are some of the pathways for commonly used communication systems.




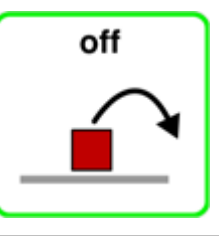
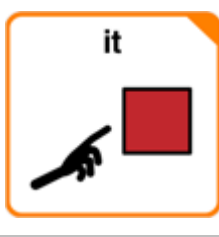
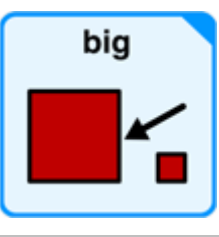






77 symbol core board

Want play	
Take it off	
It big	
Look silly	
don't like	
feel happy	

TouchChat (60 button basic setup)

Want play	 
Take it off	  
It big	   
Look silly	    
don't like	  
feel happy	  

Proloquo2Go (60 button setup)

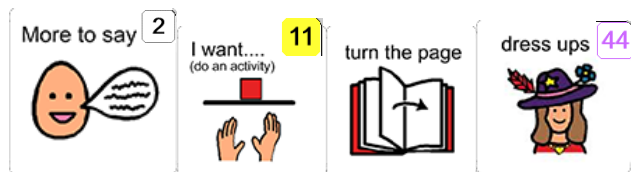
Want play			
Take it off			
It big			
Look silly			
don't like			
feel happy			

LAMP Words for Life













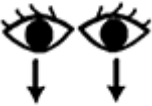

Want play	<p>want</p> 	<p>want</p> 	<p>play</p> 	<p>play</p> 	
Take it off	<p>slow</p> 	<p>take</p> 	<p>it</p> 	<p>it</p> 	<p>off</p> 
It big	<p>it</p> 	<p>it</p> 	<p>big</p> 	<p>big</p> 	
Look silly	<p>look</p> 	<p>look</p> 	<p>feel</p> 	<p>silly</p> 	
don't like	<p>not</p> 	<p>don't</p> 	<p>like</p> 	<p>like</p> 	
feel happy	<p>feel</p> 	<p>feel</p> 	<p>feel</p> 	<p>happy</p> 	

PODD (12 symbol per page expanded book)

















To get to the 'dress up' activity page, follow this pathway:



This page has lots of words to talk about dressing up.

<p>What shall I put on?</p>	<p>what</p> 	<p>I, me, my, mine</p> 	<p>put on</p> 
<p>Take it off</p>	<p>take off</p> 		
<p>I want to look in the mirror</p>	<p>I, me, my, mine</p> 	<p>look in mirror</p> 	
<p>Look silly (from front page)</p>	<p>More to say 2</p> 	<p>I don't like this 4c</p> 	<p>silly</p> 
<p>I like this, cool (from front page)</p>	<p>More to say 2</p> 	<p>I like this 4a</p> 	<p>cool</p> 
<p>Look at me (from front page)</p>	<p>look</p> 	<p>I do, me, mine</p> 	

Speak for Yourself

Want play	WANT 	want	PLAY 	play
Take it off	TAKE 	take	IT 	OFF 
It big	IT 	BIG 	big	
Look silly	LOOK 	look	FEEL 	silly 
don't like	DO 	don't 	LIKE 	like
feel happy	FEEL 	feel	FEEL 	happy 

Give it a go...and the most important thing to remember..... HAVE FUN together!

Check out our other resources online at <https://talklink.org.nz/resources>