

## USING CORE WORDS IN EVERYDAY ACTIVITIES

### PLAYING WITH CHALK

Enjoy the outdoors and play with chalk. This activity is great for working on fine motor skills while also having fun and being creative.

CORE WORDS	People/thing words	I/me/my, it, you/you, we
	Action words	Turn, do/does/did, get, help, make, say/tell, stop, want, put, like, give, get, feel, look/watch/see, play
	Position words	Here, there, on
	Quantity words	
	Describing words	Same, different, big, small, good, bad, happy, sad, more, all done/finish
	Question words	Who, what, when, where
	Other words	Again, this, that
WAYS TO USE THE WORDS		I/you do, I/you make, give me (colour), look here, put/do there, we do (item being drawn), my turn, your turn, I/you/we do same, I/you/we do different, what make?, who make?, where make?, do/make again, tell me what make/do, we all done/finished
REASONS TO COMMUNICATE WITH THESE WORDS		Requesting (colours, help, turns, more), Commenting/giving opinions, giving directions, asking questions, answering questions, describing, choice making, protesting/rejecting
RELEVANT FRINGE WORDS		Colours, describing words, shapes, character names (e.g, fairy/superhero), animal names, people's names, things

★ Remember, you don't need to find every word you are saying on the communication system, just focus on the **key** words. These are the most important words. You can still speak a full sentence out loud, while pointing to symbols for the key words.

So you might say 'I like it', but just point to/press the 'like' symbol, until you feel confident to join 2 or 3 symbols together. ★

## PATHWAYS FOR DIFFERENT SYSTEMS

Different communication systems use different 'pathways' to find the words.

Below are some of the pathways for commonly used communication systems.

















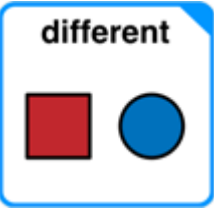
### 77 symbol core board

I make	<p>I / me / my</p> 	<p>make</p> 
Give me	<p>give</p> 	<p>I / me / my</p> 
What make	<p>what</p> 	<p>make</p> 
Do again	<p>do / does / did</p> 	<p>again</p> 
Look here	<p>look / see / watch</p> 	<p>here</p> 
Do different	<p>do / does / did</p> 	<p>different</p> 









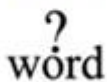















## TouchChat (60 button basic setup)

I make					
Give me					
What make					
Do again					
Look here					
Do different					

# Proloquo2Go (60 button setup)


I make				
Give me				
	<p>Hold down 'I' to get 'me'.</p>			
What make				
Do again				
Look here				
Do different				

# LAMP Words for Life















I make				
Give me				
What make				
Do again				
Look here				
Do different				

## PODD (12 symbol per page expanded book)

To get to the 'draw' activity page, follow this pathway:



This page has lots of words to talk about drawing.

I draw	I, me, my, mine 	draw, drew 		
I need	I, me, my, mine 	need 		
What draw	what 	draw, drew 		
Draw more	draw, drew 	more 		
I finished	I, me, my, mine 	finish 		
You need more paper	you, your, yours 	need 	more 	paper 

## Speak for Yourself

I make	<b>I</b> 	<b>MAKE</b> 	<b>make</b>	
Give me	<b>GIVE</b> 	<b>give</b>	<b>ME</b> 	<b>me</b>
What make	<b>WHAT</b> 	<b>what</b>	<b>MAKE</b> 	<b>make</b>
Do again	<b>DO</b> 	<b>do</b>	<b>AGAIN</b> 	
Look here	<b>LOOK</b> 	<b>look</b>	<b>SO</b> 	<b>here</b> 
Do different	<b>DO</b> 	<b>do</b>	<b>ARE</b> 	<b>different</b> 

Give it a go...and the most important thing to remember..... HAVE FUN together!

Check out our other resources online at <https://talklink.org.nz/resources>