


USING CORE WORDS IN EVERYDAY ACTIVITIES

FACE FILTERS

Download an app like MRRMRR, Snapchat, Facebook messenger, Face swap or your favourite face filter app. These are video selfies, awesome animations, swap faces and masks! Take selfies or videos, choose different filters, save the photos, send them to friends or family with a comment about how you look and ask them to send one back. Top tip - adult keep hold of the device so that the person you are taking photos with needs to comment and request in order to change filters or take a new photo - this will keep the communication flowing!



CORE WORDS	People/thing words	I, you, he, she, it
	Action words	do, feel, get, go, help, like, look/watch, make, stop, take, turn, wait, want,
	Position words	in, on, off
	Quantity words	some, more, again
	Describing words	all done/finished, more, big, little, happy, sad, silly, same, different
	Question words	who, what
	Other words	problem, ready, now, it's time,
WAYS TO USE THE WORDS		I want turn, who turn? your/my turn, I ready, you take it (take the photo), what you want (which filter do you want), I want different, play again, that silly, I feel happy/silly, all done/finish play(ing), you play again later, look! what (do) you look like? you like it? who (do you want to send the photo/video to)?
REASONS TO COMMUNICATE WITH THESE WORDS		requesting help/different filter/more photos/another turn, commenting on what everyone looks like, choosing who to send the photo/video to, commenting on photos you receive from others, describing what the filter that you want looks like (e.g. I want red nose [clown])
RELEVANT FRINGE WORDS		colours, describing words, name of people, character words (e.g. fairy, monster, superhero), animal names, food names,

★ Remember, you don't need to find every word you are saying on the communication system, just focus on the **key** words. These are the most important words. You can still speak a 'full' sentence out loud, while pointing to symbols for the key words.

So you might say 'I like it', but just point to/press the 'like' symbol, until you feel confident to join 2 or 3 symbols together. ★



















PATHWAYS FOR DIFFERENT SYSTEMS

Different communication systems use different 'pathways' to find the words.









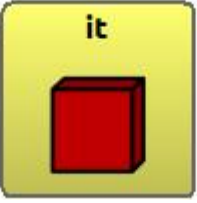



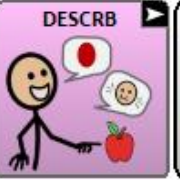











Below are some of the pathways for commonly used communication systems.

TalkLink Trust – National Office





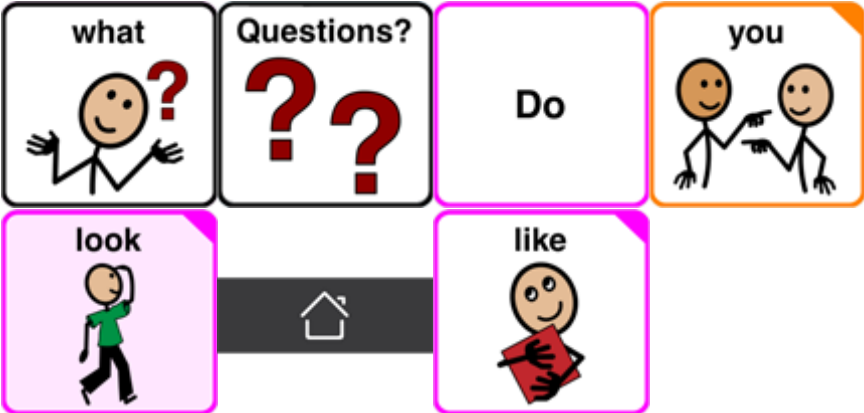

77 symbol core board

My turn	I / me / my 	turn 			
What you want?	what 	you / your 	want 		
Play again	play 	it 	again 		
That silly	that 	silly 			
What do you look like?	what 	do / does / did 	you / your 	look / see / watch 	like 
You take it	you / your 	take 	it 		





























TouchChat (60 button basic setup)

My turn	 
What do you want?	    
Play again	  
That is silly	    
What do you look like?	     
You take it	  





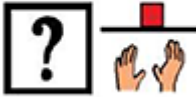










Proloquo2Go (60 button setup)

<p>My turn</p>	 <p>Hold down 'I' to get 'my'</p>
<p>What you want?</p>	
<p>Play again</p>	
<p>That silly</p>	
<p>What do you look like?</p>	
<p>You take it</p>	










LAMP Words for Life









My turn	my 	my 	turn 	turn 
What you want?	what ? word	what 	you 	you want 
Play again	play 	play 	there 	again 
That silly	that 	that 	feel 	silly 
What do you look like?	what ? word	what 	do 	do you 
	look 	look 	like 	like 
You take it	you 	you 	slow 	take 
	it 	it 		

PODD (12 symbol per page expanded book)

Your turn	<p>you do it, you, your turn</p> 		
What do you want?	<p>More to say 2</p> 	<p>I'm asking a question 8</p> 	<p>turn the page</p>  <p>What do you want?</p> 
I do more	<p>I do, me, mine</p> 	<p>more</p> 	
I like it, it's funny	<p>More to say 2</p> 	<p>I like this 4a</p> 	<p>funny</p> 
I don't like it, it's silly	<p>More to say 2</p> 	<p>I don't like this 4c</p> 	<p>silly</p> 
Look at me!	<p>look</p> 		<p>I do, me, mine</p> 

Speak for Yourself

My turn	<p>MY</p> 	<p>TURN</p> 	<p>turn</p>	
What you want?	<p>WHAT</p> 	<p>what</p>	<p>DO</p> 	<p>do</p>
Play again	<p>PLAY</p> 	<p>play</p>	<p>AGAIN</p> 	
That silly	<p>THAT</p> 	<p>that</p>	<p>FEEL</p> 	<p>silly</p> 

<p>What do you look like?</p>	<p>WHAT</p> 	<p>what</p>	<p>DO</p> 	<p>do</p>
<p>YOU</p> 	<p>LOOK</p> 	<p>look</p>	<p>LIKE</p> 	
<p>like</p>				
<p>You take it</p>	<p>YOU</p> 	<p>TAKE</p> 	<p>take</p>	<p>IT</p> 

Give it a go...and the most important thing to remember..... HAVE FUN together!

Check out our other resources online at <https://talklink.org.nz/resources>