

## USING CORE WORDS IN EVERYDAY ACTIVITIES

### FINGER PAINTING

Finger painting is a great sensory experience. It can be fun and relaxing as well as stimulate creativity. There are lots of opportunities to target a range of communication functions while enjoying some messy play.

CORE WORDS	People/thing words	I/me/my, it, you/your, we
	Action words	Do/does/did, feel, get, give, help, like, look/watch/see, make, open/close, put, sit, stop, turn, wait, want
	Position words	Here, there, in, up, down, on
	Quantity words	All, some
	Describing words	All done/finish, all gone/gone, big, clean, cold, different, dirty, good, happy, big, little, more, same
	Question words	Who, what, how
	Other words	Be careful, again, this, that
WAYS TO USE THE WORDS		I like it, I don't like it, its/that's good, its/that's bad. Stop/finished, I feel happy, want more, want different, I want do, you want (colour)?, I do it, you do it, it feel cold, help me, I want help, put it here/there, look here, help open, help close, do what?, who open?, put (finger) in, how feel?
REASONS TO COMMUNICATE WITH THESE WORDS		Requesting, commenting, giving opinions, giving directions, asking questions, answering questions, describing, choice making, protesting/rejecting, gaining attention, seeking assistance
RELEVANT FRINGE WORDS		Colours, describing words, shapes, opinion words, actions, feelings, things, people

★ Remember, you don't need to find every word you are saying on the communication system, just focus on the **key** words. These are the most important words. You can still speak a 'full' sentence out loud, while pointing to symbols for the key words.

So you might say 'I like it', but just point to/press the 'like' symbol, until you feel confident to join 2 or 3 symbols together. ★














#### TalkLink Trust – National Office

PATHWAYS FOR DIFFERENT SYSTEMS



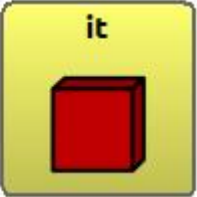
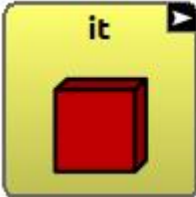




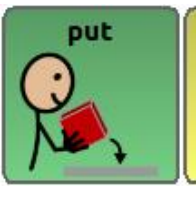
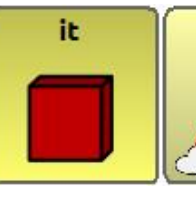

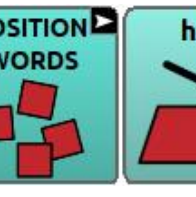


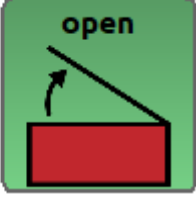



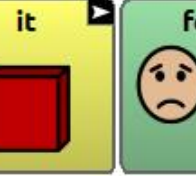

Different communication systems use different 'pathways' to find the words.

Below are some of the pathways for commonly used communication systems.

## 77 symbol core board

I do it	I / me / my 	do / does / did 	it 
It feel cold	it 	feel 	cold 
Help me	help 	I / me / my 	
Put here	put 	here 	
Help open	help 	open / close 	
How feel?	how 	feel 	







## TouchChat (60 button basic setup)

I do it	  
It feel cold	  
Help me	 
Put here	    
Help open	 
How feel?	    

## Proloquo2Go (60 button setup)


I do it	<p>Buttons for 'I' (stick figure pointing to self), 'do' (stick figure pointing), and 'it' (hand pointing to a red square).</p>
It feel cold	<p>Buttons for 'it' (hand pointing to a red square), 'Feelings' (four faces with different expressions), 'feel' (two faces, one sad one happy), 'Describe' (stick figure with speech bubbles), 'More' (arrow with '2'), 'Feels' (hand pointing to a red square), and 'cold' (stick figure with a hat and snowflakes). A grey home button is also present.</p>
Help me	<p>Buttons for 'help' (stick figure helping another), 'I' (stick figure pointing to self), and 'me' (stick figure in a green shirt). Below the buttons is the text: "Hold down 'I' to get 'me'" data-bbox="284 536 468 550"/&gt;</p>
Put here	<p>Buttons for 'put' (stick figure holding a red square) and 'here' (hand pointing to a red square).</p>
Help open	<p>Buttons for 'help' (stick figure helping another), 'Actions' (stick figure on a bicycle and stick figure pushing a red block), and 'open' (stick figure opening a door).</p>
How feel?	<p>Buttons for 'Questions?' (two question marks), 'how' (inverted triangle with a question mark), 'Feelings' (four faces with different expressions), and 'feel' (two faces, one sad one happy).</p>

# LAMP Words for Life














I do it	
It feel cold	
Help me	
Put here	
Help open	
How feel?	

## PODD (12 symbol per page expanded book)

To get to the 'painting' activity page, follow this pathway:



This page has lots of words to talk about painting.

I paint	I, me, my, mine 	paint 	
My fingers in paint	I, me, my, mine 	finger, hand 	paint 
Need more	need 	more 	
What colour?	what 	colour <span style="background-color: #ADD8E6; padding: 2px;">24c</span> 	follow navigation to colours page
Different colour	different 	colour <span style="background-color: #ADD8E6; padding: 2px;">24c</span> 	follow navigation to colours page
Wash hands	wash 	finger, hand 	

## Speak for Yourself

I do it	<b>I</b> 	<b>DO</b> 	<b>do</b>	<b>IT</b> 	
It feel cold	<b>IT</b> 	<b>FEEL</b> 	<b>feel</b>	<b>FEEL</b> 	<b>cold</b> 
Help me	<b>HELP</b> 	<b>help</b>	<b>ME</b> 	<b>me</b>	
Put here	<b>PUT</b> 	<b>put</b>	<b>here</b> 		
Help open	<b>HELP</b> 	<b>help</b>	<b>CAN</b> 	<b>open</b> 	
How feel?	<b>WHAT</b> 	<b>how</b> 	<b>FEEL</b> 	<b>feel</b>	

Give it a go...and the most important thing to remember..... HAVE FUN together!

Check out our other resources online at <https://talklink.org.nz/resources>