


Follow up activity ideas for 'Minibeasts'



At Full Speed – A Minuscule production (Thierry Segur and Thomas Monti)

You can watch the clip again here: <https://www.youtube.com/watch?v=-uwZldcfIDE> along with many others in the series.

Watch the Story together

Pause and talk as the story unfolds

You may want to share the short film a few times over the week. Try setting up a different purpose each time and pick some core words to practice.

Day 1: Watch the film and cheer on the minibeasts (Go! Go!)

Day 2: Watch the film and use describing words (fast, funny, silly, 'the Green one' etc)

Day 3: Watch the film and set up your own race at home or school. Some might be able to assign roles ("Mum-ladybird, Jane-grasshopper etc")

More to watch/Read

There are lots of Minuscule films on YouTube. Also, check out:

Mad about Minibeasts by Giles Andreae and David Wojtowycz

<https://www.youtube.com/watch?v=l7aHXEsdFQ4>

Minibeast adventures with Jess is a UK TV show with lots of great bug content for keen entamologists!

https://www.youtube.com/watch?v=JuHg5oWF_mo

Activities and Ideas

There are a lot of activities you could organise for this theme. A helpful tip for our AAC users might be to take a note of some useful language to find when kids are engaged in the activity. Names of bugs and slugs are obvious, but will not always be available in your student's system. Think about descriptive language you could model if the particular word is not available... 'little, legs, spots, stripes, colours, fast, slow'. Also think about feelings and commenting words to help students express how they feel about minibeasts.

See the next page for a couple of activity ideas...


Scavenger hunt...

Mad about Minibeasts!


Spot the minibeasts in your garden and tick them off the list below.




bumblebee



ladybug



worm



spider



caterpillar




butterfly

Climbing bugs (demonstrated in our KiwiChat session)



Cut out or draw your favourite bug...



Tape two lengths of drinking straw to the back and thread string through each...



Attach top of the string up high and use the bottom strings to open and watch your bug climb!