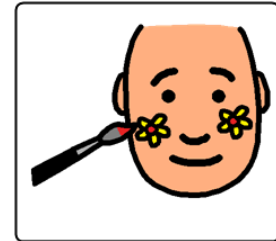


USING CORE WORDS IN EVERYDAY ACTIVITIES



FACE PAINTING

Face painting is a great rainy day activity and provides lots of fun for everyone. There are lots of things to talk about together while painting each others faces and when your faces are 'finished' why not play a game pretending to be your new character!

<p>CORE WORDS</p>	<p>People/thing words Action words Position words Quantity words Describing words Question words Other words</p>	<p>I, you, we, it, this stop, make, put, turn, feel, look/see, wait, play, help, like, want here, there, up, down, on, more little, big, all done/finished, good, cold, hot, clean, dirty, same, different, silly, happy, sad where, what, who Problem, don't</p>
<p>WAYS TO USE THE WORDS</p>	<p>I want, you want, we want, we like, my turn, your turn, who's turn?, I want this (one), I want (the) same, I want different, I like it, I don't like it, make it little/big, put it here/there, where (shall) I (paint)? what (shall) I (paint)?, It (paint) feels hot/cold/silly, I want to look/see, it looks silly/good, I want (to) help, help me (paint), I (am) happy/sad/silly, (let's) play, I want more, finished (painting), I want (to) stop, put it (paint) up/down/on (bodypart), (time to) clean up, (brushes are) dirty, I (have a) problem.</p>	
<p>REASONS TO COMMUNICATE WITH THESE WORDS</p>	<p>Requesting (items, help, turns, more), commenting/giving opinions, giving directions, protesting/rejecting, asking question, answering question, describing</p>	
<p>RELEVANT FRINGE WORDS</p>	<p>Colour words, describing words, characters, opinion/commenting words, paint words</p>	

★ Remember, you don't need to find every word you are saying on the communication system, just focus on the **key** words. These are the most important words. You can still speak a 'full' sentence out loud, while pointing to symbols for the key words.





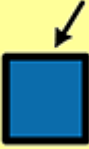










So you might say 'I like it', but just point to/press the 'like' symbol, until you feel confident to join 2 or 3 symbols together. ★

PATHWAYS FOR DIFFERENT SYSTEMS





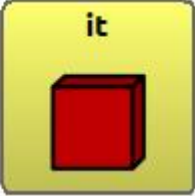



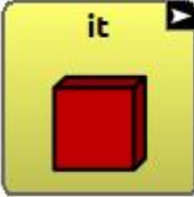









Different communication systems use different 'pathways' to find the words.

Below are some of the pathways for commonly used communication systems.

77 symbol core board

My turn	I / me / my 	turn 	
I want it	I / me / my 	want 	it 
I like it	I / me / my 	like 	it 
It feels cold	it 	feel 	cold 
We've finished!	we / they / us 	all done / finished 	
Clean up	clean 	up 	



























TouchChat (60 button basic setup)

My turn				
I want it				
I like it				
It feels cold				
We've finished!				
Clean up				



















Proloquo2Go (60 button setup)

My turn				
(hold down 'I' to get 'my')				
I want it				
I like it				
It feels cold				
We've finished!				
Clean up				



















LAMP Words for Life

My turn	my 	my 	turn 	turn 	
I want it	I 	I want 	it 	it 	
I like it	I 	I like 	it 	it 	
It feels cold	it 	it feels 	turn 	COLD 	cold 
We've finished!	we 	we've 	finished 	finished 	
Clean up	help 	CLEAN 	clean 	up 	up 

PODD (12 symbol per page expanded book)

<p>I want to pretend to be a monster (from front page)</p>	<p>More to say 2</p> 	<p>Let's pretend 7</p> 	<p>characters 20</p> 	<p>I, me, my, mine</p> 	<p>pretend to be</p> 	<p>monster</p> 
<p>I like pretending to be a monster (from characters page – pathway above)</p>	<p>I, me, my, mine</p> 	<p>like</p> 	<p>pretend to be</p> 	<p>monster</p> 		
<p>Look at me (from characters page – pathway above)</p>	<p>see, look, watch</p> 	<p>I, me, my, mine</p> 				
<p>Hurry up (from front page)</p>	<p>hurry up</p> 					
<p>Help me (from front page)</p>	<p>help</p> 	<p>I do, me, mine</p> 				
<p>We've finished, let's do something else (from front page)</p>	<p>finish</p> 	<p>turn the page</p> 	<p>Let's do something else</p> 			

Speak for Yourself

My turn	<p>MY</p> 	<p>TURN</p> 	<p>turn</p>		
I want it	<p>I</p> 	<p>WANT</p> 	<p>want</p>	<p>IT</p> 	
I like it	<p>I</p> 	<p>LIKE</p> 	<p>like</p>	<p>IT</p> 	
It feels cold	<p>IT</p> 	<p>FEEL</p> 	<p>feel</p>	<p>GOOD</p> 	<p>good</p>
We've finished!	<p>WE</p> 	<p>HAVE</p> 	<p>have</p>	<p>STOP</p> 	<p>finished</p> 
Clean up	<p>MAKE</p> 	<p>clean</p> 	<p>UP</p> 	<p>up</p>	

Give it a go...and the most important thing to remember..... HAVE FUN together!

Check out our other resources online at <https://talklink.org.nz/resources>