


USING CORE WORDS IN EVERYDAY ACTIVITIES

MR POTATO HEAD (game or app)



Mr Potato Head can be great for learning about body parts, colours and commenting! See if one person can give instructions on how to build Mr Potato Head while the other person builds Mr Potato Head. If you need a new way to play: you could do a treasure hunt to find body parts hidden around the garden/house and then build him at the end. Comment on what the item looks like (e.g. it looks like a brown potato, it's his body), what it does (e.g. lets him smell).

Check out <https://www.youtube.com/watch?v=FR3waAHgGFQ> or <https://www.tandemspeechtherapy.com/2017/06/29/playing-purpose-mr-potato-head/>

If you don't have access to the game, you could try downloading an app version.

CORE WORDS	People/thing words	I, you, we, it, she, he
	Action words	like, not/don't like, go, get, put, eat, drink, feel, sit, stand, help, turn, play, wait, stop, take, give, get
	Position words	on, off, up, down, in, out, away, here, there
	Quantity words	all, some, more, again
	Describing words	silly, all done/finished, little, big, happy, sad, hot, cold, sick, dirty, clean, same, different
	Question words	who, what, where
	Other words	problem, be careful, ready
WAYS TO USE THE WORDS		I want it/more/different/same/little/big, where is he? what is that? I like/don't like it, you get/give/take it, put in on/off/down/up/here/there, he is sad/happy/silly, he smell (pointing to nose), it see (pointing to eyes), it hear (point to ears), it stand (point to legs/feet), who turn? my/your turn, you wait/stop/go, play again later,
REASONS TO COMMUNICATE WITH THESE WORDS		Requesting, naming, describing colours/action words/locations (in, out, on, off), asking/answering questions, following directions/giving instructions,
RELEVANT FRINGE WORDS		colours, actions, describing words (smell, taste, touch, wear, etc), body parts, clothing words,

★ Remember, you don't need to find every word you are saying on the communication system, just focus on the **key** words. These are the most important words. You can still speak a 'full' sentence out loud, while pointing to symbols for the key words. So you might say 'I like it', but just point to/press the 'like' symbol, until you feel confident to join 2 or 3 symbols together. ★














PATHWAYS FOR DIFFERENT SYSTEMS

TalkLink Trust – National Office







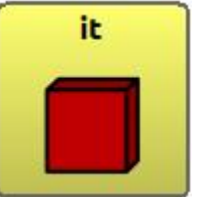



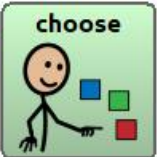










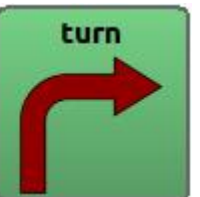



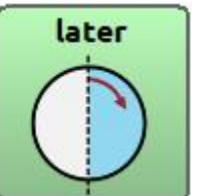
PO Box 44 053, Pt Chevalier, Auckland 1246, New Zealand
Building 51, Entry 3, UNITEC, Carrington Road, Mt Albert, Auckland
T (09) 815 3232 • F (09) 815 3230 • www.talklink.org.nz

Different communication systems use different 'pathways' to find the words.
 Below are some of the pathways for commonly used communication systems.



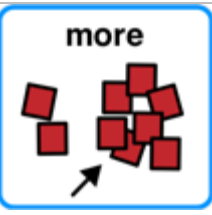












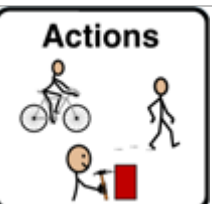

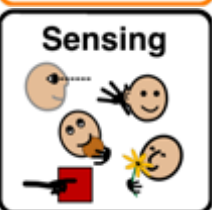


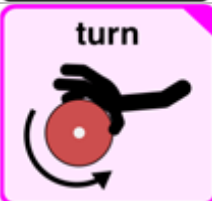
77 symbol core board






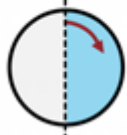
I want more	I / me / my 	want 	more 
Don't like it	not / don't 	like 	it 
Choose different	different 		
He smell	he / she  smell from describing words in the fringe vocab		
Who turn?	who 	turn 	
Play again later	play 	again 	late / later 

TouchChat (60 button basic setup)































I want more						
Don't like it						
Choose different						
He smell						
Who turn?						
Play again later						

Proloquo2Go (60 button setup)
















I want more				
Don't like it				
				
Choose different				
				
He smell				
				
Who turn?				

Play again later	play 	Describe 	again 	More 
	Time 	later 		

LAMP Words for Life

I want more	I 	I want 	more 	more 	
Don't like it	not 	don't 	like 	like 	
	it 	it 			
Choose different	think 	CHOOSE 	choose 	make 	different 
He smell	he 	he 	eat 	SMELL 	smell 
Who turn?	what ? word	who 	turn 	turn 	
Play again later	play 	play 	there 	again 	time 
	LATE 	later 			

PODD (12 symbol per page expanded book)

<p>I want more</p>	<p>I do, me, mine</p> 	<p>more</p> 		
<p>I like it</p>	<p>More to say 2</p> 	<p>I like this 4a</p> 	<p>navigate to 'like' words</p>	
<p>I need help</p>	<p>I do, me, mine</p> 	<p>help</p> 		
<p>He smells</p>	<p>More to say 2</p> 	<p>I don't like this 4c</p> 	<p>turn the page</p> 	<p>stinky</p> 
<p>Who turn?</p>	<p>More to say 2</p> 	<p>I'm asking a question 8</p> 	<p>who, whose</p> 	
<p>I want to do what the others are doing</p>	<p>turn the page</p>  <p>I want to do what the others are doing</p> 			

Speak for Yourself

I want more	I 	WANT 	want	MORE 	
Don't like it	DO 	don't 	LIKE 	like	IT 
Choose different	THIS 	choose 	ARE 	different 	
He smell	HE 	NEED 	smelly 		
Who turn?	WHAT 	who 	TURN 	turn	
Play again later	PLAY 	play	AGAIN 	LATER 	later

Give it a go...and the most important thing to remember..... HAVE FUN together!

Check out our other resources online at <https://talklink.org.nz/resources>