



USING CORE WORDS IN EVERYDAY ACTIVITIES

PLAYING CARDS

Playing cards can be a fun thing to do when at home, particularly on a rainy day. Discuss what game you will play (e.g. snap, memory, Uno etc), negotiate on who will go first, comment on whose turn it is and who is winning, protest when someone is cheating - there are so many communication functions you can target.

CORE WORDS	People/thing words	I, me, my, you, your, it
	Action words	Do, not/don't, go, turn, play, want, finish, like, give, look, see, wait
	Position words	
	Quantity words	All
	Describing words	Different, happy, sad, good, silly
	Question words	Who, what
	Other words	Problem, ready, again
WAYS TO USE THE WORDS		I do/I do it, you do/you do it, my turn, your turn, ready go, want play, I like it, I don't like it, Problem!, whose turn?, play different, need more, what do, give me, look here, see that, wait my turn, go it your turn, I/you happy, I/you sad, that good, I/you silly
REASONS TO COMMUNICATE WITH THESE WORDS		Requesting, giving instructions, commenting, negotiating, describing, giving opinion, protesting, asking questions, answering questions
RELEVANT FRINGE WORDS		Names of card/characters/items on the cards, describing words, opinion words

★ Remember, you don't need to find every word you are saying on the communication system, just focus on the **key** words. These are the most important words. You can still speak a more 'full' sentence out loud, while pointing to symbols for the key words.

So you might say 'I like it', but just point to/press the 'like' symbol, until you feel confident to join 2 or 3 symbols together. ★

PATHWAYS FOR DIFFERENT SYSTEMS

















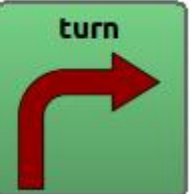
Different communication systems use different 'pathways' to find the words.

Below are some of the pathways for commonly used communication systems.




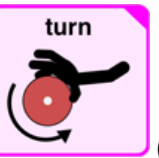


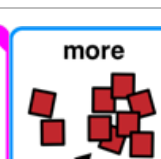


77 symbol core board

Want play	
My turn	
Your turn	
Ready go	
Need more	
Whose turn?	




















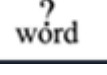


TouchChat (60 button basic setup)

Want play	 
My turn	 
Your turn	 
Ready go	   
Need more	  
Whose turn?	   

Proloquo2Go (60 button setup)


Want play	 
My turn	   <p>(hold down 'I' to get 'my')</p>
Your turn	  <p>(hold down to get 'your')</p>
Ready go	  
Need more	 
Whose turn?	 

LAMP Words for Life














Want play				
My turn				
Your turn				
Ready go				
Need more				
Whose turn?				

PODD (12 symbol per page expanded book)









To get to the 'game' activity page, follow this pathway:



This page has lots of words to talk about games.

Me and you play	I, me, my, mine 	you, your, yours 	play 
My turn	I, me, my, mine 	turn 	
Your turn	you, your, yours 	turn 	
You win!	you, your, yours 	win, won 	
Don't cheat	not, don't, can't 	cheat 	
Whose turn?	who, whose 	turn 	

Speak for Yourself

Want play	WANT 	want	PLAY  <small>PLAY</small>	play
My turn	MY 	TURN 	turn	
Your turn	YOUR 	TURN 	turn	
Ready go	SO 	ready 	GO 	go
Need more	NEED 	need	MORE 	
Whose turn?	WHAT 	whose 	TURN 	turn

Give it a go...and the most important thing to remember..... HAVE FUN together!

Check out our other resources online at <https://talklink.org.nz/resources>