

USING CORE WORDS IN EVERYDAY ACTIVITIES



PICNIC

Getting outdoors in the sunshine and enjoying a picnic is a fun activity to share with family and friends. There's lots to discuss and plan for the outing. Where are you going to go? What do you need to take? Who should you invite to join you?

CORE WORDS	People/thing words	I, me, you, we, it, that
	Action words	come, look, eat, drink, go, get, feel, want, play, put, help, clean, be, take, turn, open, like, don't
	Position words	on, out, in, off, away
	Quantity words	more
	Describing words	hot, cold, hungry, tired, thirsty, happy, sad, more, big, little, different, finished,
	Question words	who, what, where
Other words		
WAYS TO USE THE WORDS		go out, eat out, where go?, who come?, what take? put it in (bag/ basket), you eat, it (is) good, want more, help me, open it, want drink, I thirsty, want play, don't want it, it (is) hot / cold, feel happy, I like it, we finished, put away, clean up, go (home), I tired
REASONS TO COMMUNICATE WITH THESE WORDS		Choosing, Asking and aswering questions, giving directions, commenting, requesting, giving opinion
RELEVANT FRINGE WORDS		Places, food /drink, people, describing words, weather words

★ Remember, you don't need to find every word you are saying on the communication system, just focus on the **key** words. These are the most important words. You can still speak a full sentence out loud, while pointing to symbols for the key words.

So you might say 'I like it', but just point to/press the 'like' symbol, until you feel confident to join 2 or 3 symbols together. ★

PATHWAYS FOR DIFFERENT SYSTEMS


















Different communication systems use different 'pathways' to find the words.

Below are some of the pathways for commonly used communication systems.





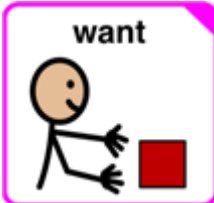











77 symbol core board

where go?		
who come?		
want drink		
put away		
help me		
feel happy		




















TouchChat (60 button basic setup)

where go?	   
who come?	   
want drink	 
put away	 
help me	 
feel happy	  












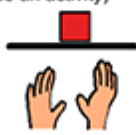









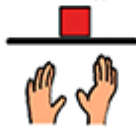






Proloquo2Go (60 button setup)

where go?	 
who come?	 
want drink	  
put away	  
help me	   <p>(Hold down 'I' to get 'me')</p>
feel happy	  

LAMP Words for Life

where go?	<div style="display: flex; justify-content: space-around;"> <div style="border: 1px solid black; padding: 5px; text-align: center;"> what ? word </div> <div style="border: 1px solid black; padding: 5px; text-align: center;"> where </div> <div style="border: 1px solid black; padding: 5px; text-align: center;"> go </div> <div style="background-color: #00FF00; border: 1px solid black; padding: 5px; text-align: center;"> go </div> </div>
who come?	<div style="display: flex; justify-content: space-around;"> <div style="border: 1px solid black; padding: 5px; text-align: center;"> what ? word </div> <div style="border: 1px solid black; padding: 5px; text-align: center;"> who </div> <div style="border: 1px solid black; padding: 5px; text-align: center;"> come </div> <div style="background-color: #00FF00; border: 1px solid black; padding: 5px; text-align: center;"> come </div> </div>
want drink	<div style="display: flex; justify-content: space-around;"> <div style="border: 1px solid black; padding: 5px; text-align: center;"> want </div> <div style="background-color: #00FF00; border: 1px solid black; padding: 5px; text-align: center;"> want </div> <div style="border: 1px solid black; padding: 5px; text-align: center;"> drink </div> <div style="background-color: #00FF00; border: 1px solid black; padding: 5px; text-align: center;"> drink </div> </div>
put away	<div style="display: flex; justify-content: space-around;"> <div style="border: 1px solid black; padding: 5px; text-align: center;"> put </div> <div style="background-color: #00FF00; border: 1px solid black; padding: 5px; text-align: center;"> put </div> <div style="border: 1px solid black; padding: 5px; text-align: center;"> there </div> <div style="border: 1px solid black; padding: 5px; text-align: center;"> away </div> </div>
help me	<div style="display: flex; justify-content: space-around;"> <div style="border: 1px solid black; padding: 5px; text-align: center;"> help </div> <div style="background-color: #00FF00; border: 1px solid black; padding: 5px; text-align: center;"> help </div> <div style="background-color: #FFFF00; border: 1px solid black; padding: 5px; text-align: center;"> me </div> <div style="background-color: #FFFF00; border: 1px solid black; padding: 5px; text-align: center;"> me </div> </div>
feel happy	<div style="display: flex; justify-content: space-around;"> <div style="border: 1px solid black; padding: 5px; text-align: center;"> feel </div> <div style="background-color: #00FF00; border: 1px solid black; padding: 5px; text-align: center;"> feel </div> <div style="border: 1px solid black; padding: 5px; text-align: center;"> feel </div> <div style="border: 1px solid black; padding: 5px; text-align: center;"> happy </div> </div>

PODD (12 symbol per page expanded book)

<p>where go?</p>	<p>More to say 2</p> 	<p>I'm asking a question 8</p> 	<p>turn the page</p> 	<p>Where are you / we going?</p> 	
<p>who come?</p>	<p>More to say 2</p> 	<p>I'm asking a question 8</p> 	<p>who, whose</p> 	<p>Go to categories 7</p> 	<p>actions 10</p> 
<p>come, came</p> 					
<p>more drink</p>	<p>More to say 2</p> 	<p>I want.... (do an activity) 11</p> 	<p>something to eat or drink 18</p> 	<p>more</p> 	<p>drink</p> 
<p>it's sunny</p>	<p>More to say 2</p> 	<p>Go to categories 7</p> 	<p>descriptions 24</p> 	<p>weather 24k</p> 	<p>sunny</p> 
<p>yummy food</p>	<p>More to say 2</p> 	<p>I want.... (do an activity) 11</p> 	<p>something to eat or drink 18</p> 	<p>yummy</p> 	<p>food, eat, hungry</p> 
<p>it's fun</p>	<p>More to say 2</p> 	<p>I like this 4a</p> 	<p>fun</p> 		

Speak for Yourself

where go?	WHAT 	where 	GO 	go
who come?	WHAT 	who 	COME 	come
want drink	WANT 	want	DRINK 	drink
put away	PUT 	put	AWAY 	away
help me	HELP 	help	ME 	me
feel happy	FEEL 	feel	FEEL 	happy 

Give it a go...and the most important thing to remember..... HAVE FUN together!

Check out our other resources online at <https://talklink.org.nz/resources>