

How to make an ElevenLabs Clinicians Account

Clinicians can apply for a free one year account to create ElevenLabs voice clones in order to demonstrate ElevenLabs to clients. Eligible clinicians include Speech Language Therapists/Pathologists, Occupational Therapists, AAC Specialists, and Nonprofit employees.

If you are creating a new account, follow the instructions in this guide to apply for a one-year subscription through the Impact Partner process.

If you have an existing account with a credit card registered, it can be converted to a clinician account. To do this, email Richard Cave with your name and the email address that was used to register your account. He will arrange for your credit card details to be removed from the account. Once the card details have been removed, follow Step 2 to apply for a one-year subscription through the Impact Partner process.

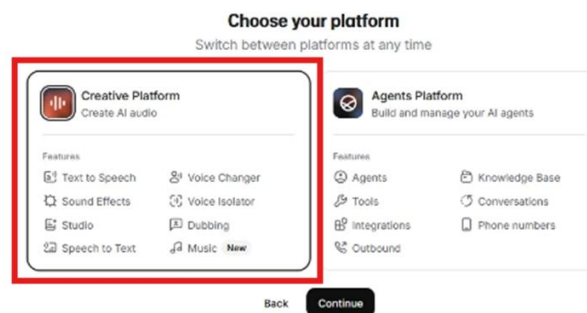
1. Create account

Follow the steps below, or if you would prefer to follow a video of these steps click here: [Video of Clinician Account process](#)

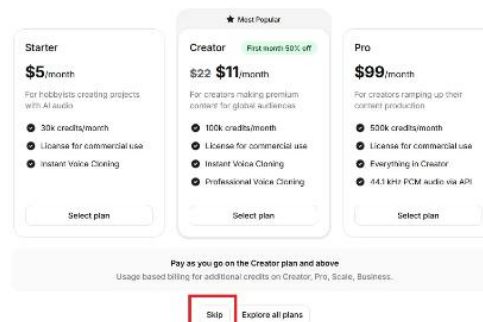
Go to the ElevenLabs website and create an account: <https://elevenlabs.io/app/sign-up>

ElevenLabs will send a verification email to your inbox. Select the **Verify Email** link to confirm the account.

Once you have verified your email, sign in on the ElevenLabs website and complete the registration questions. During the registration questions, it will ask which ElevenLabs platform you want to use, select the **Creative Platform**.

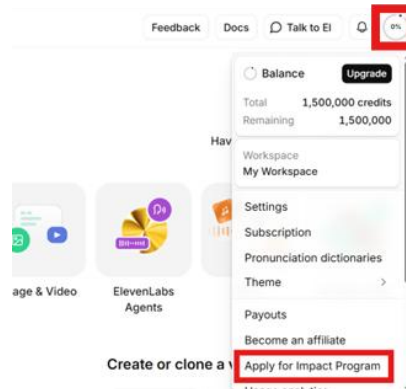


IMPORTANT: DO NOT subscribe to a paid plan – select **Skip**.



2. Apply to Impact Partner

You will now be logged into your ElevenLabs account. To apply for the Impact Program (to get a free account) select your **Profile – Apply for Impact Program**



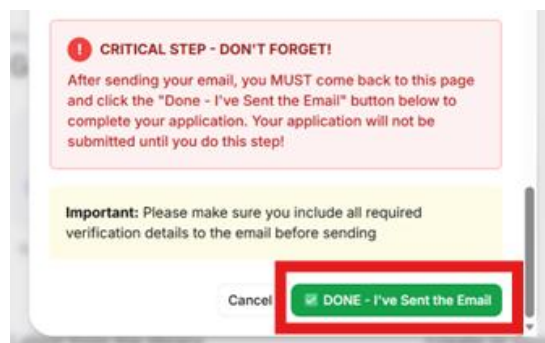
Fill in the information and under **Select a partner** choose **Clinicians (SLPs, OTs, AAC Specialists, Nonprofit employees)** from the list.

You now need to send an email with evidence that you are a professional eligible for the account. It asks for:

- your name, professional title and organisation
- copy or screenshot of an active professional license
- proof of employment such as staff ID or by using your organisation email address
- a description of the clients you work with

Choose your preferred email service and a template email will be generated. Add the required information, then send the email. This email needs to come from the same email account used to create the ElevenLabs account.

After you have sent the email, go back to the ElevenLabs request page and press **Done**.



When the request has been processed you will get a confirmation email. Your account will automatically set to a 'Creator Plan' when you next log in and you can now make an Instant and/or Professional Voice Clone.