

USING CORE WORDS IN EVERYDAY ACTIVITIES

FLOWER AND LEAF PRINTS



Flowers and leaves can be used to make some great artwork! Use them to print pictures, cards, or even wrapping paper and gift tags with that lovely home-made touch. There's so much to talk about together as you paint the leaves and flowers, then print with them to make interesting and beautiful shapes and patterns.

CORE WORDS	People/thing words	I, my, you, your, we, it, this, that
	Action words	give, look, make, turn, open, close, wait, help, want, do, get, like, put, stop, work
	Position words	here, there, in, on
	Quantity words	some, all
	Describing words	finished, all gone, more, different, big, little, dirty, clean, same, good
	Question words	who, what, where
	Other words	now
WAYS TO USE THE WORDS		My/your turn, we do it, watch me, give me, I/you/we make, open it, close it, help me/you, I/you want, want more, put on, good work, who turn, what now, put here, put there, some more, this good, that good, I finished, it all gone, it big, it little, it dirt, it clean, clean it.
REASONS TO COMMUNICATE WITH THESE WORDS		Giving directions, asking questions, answering questions, commenting, requesting, describing, protesting, making choices.
RELEVANT FRINGE WORDS		Art, colours, descriptions, I think it's positives/negatives.

★ Remember, you don't need to find every word you are saying on the communication system, just focus on the **key** words. These are the most important words. You can still speak a 'full' sentence out loud, while pointing to symbols for the key words.

So you might say 'I like it', but just point to/press the 'like' symbol, until you feel confident to join 2 or 3 symbols together. ★

PATHWAYS FOR DIFFERENT SYSTEMS















Different communication systems use different 'pathways' to find the words.

Below are some of the pathways for commonly used communication systems.



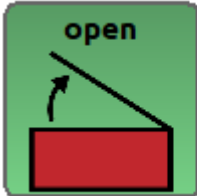


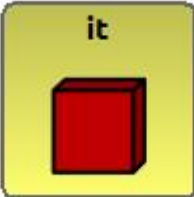






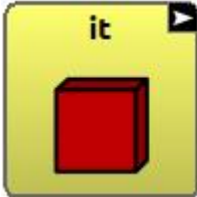



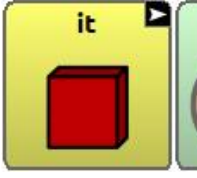
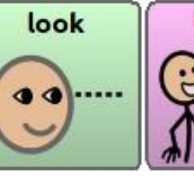



TalkLink Trust – National Office

PO Box 44 053, Pt Chevalier, Auckland 1246, New Zealand
Building 51, Entry 3, UNITEC, Carrington Road, Mt Albert, Auckland
T (09) 815 3232 • F (09) 815 3230 • www.talklink.org.nz










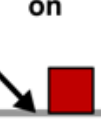


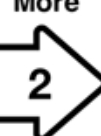


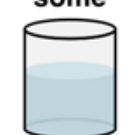











77 symbol core board

Watch me	<p>look / see / watch</p> 	<p>I / me / my</p> 
Open it	<p>open / close</p> 	<p>it</p> 
Put on	<p>put</p> 	<p>on</p> 
Good job	<p>good</p> 	<p>work</p> 
Some more	<p>some</p> 	<p>more</p> 
It dirty	<p>it</p> 	<p>dirty</p> 
Looks beautiful!	<p>look / see / watch</p> 	<p>good</p>  <p>(or another positive word from fringe vocab)</p>


















TouchChat (60 button basic setup)

Watch me	 
Open it	 
Put on	  
Good job	 
Some more	  
It dirty	   
Looks beautiful!	    




















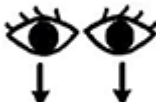





Proloquo2Go (60 button setup)

<p>Watch me</p>	<p>Actions</p> 	<p>watch</p> 	<p>I</p> 	<p>me</p> 	
<p>Hold down 'I' to get 'me'</p>					
<p>Open it</p>	<p>Actions</p> 	<p>open</p> 	<p>it</p> 		
<p>Put on</p>	<p>put</p> 	<p>it</p> 	<p>on</p> 		
<p>Good job</p>	<p>good</p> 	<p>People</p> 	<p>More</p> 	<p>Jobs</p> 	<p>job</p> 
<p>Some more</p>	<p>some</p> 	<p>more</p> 			
<p>It dirty</p>	<p>it</p> 	<p>Describe</p> 	<p>More</p> 	<p>Looks</p> 	<p>dirty</p> 
<p>Looks beautiful</p>	<p>it</p> 	<p>Describe</p> 	<p>More</p> 	<p>Looks</p> 	<p>beautiful</p> 


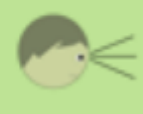
















LAMP Words for Life

Watch me	<div style="display: flex; justify-content: space-around;"> <div style="border: 1px solid black; padding: 5px; text-align: center;"> watch  </div> <div style="background-color: #00FF00; border: 1px solid black; padding: 5px; text-align: center;"> watch  </div> <div style="background-color: #FFFF00; border: 1px solid black; padding: 5px; text-align: center;"> me  </div> <div style="background-color: #FFFF00; border: 1px solid black; padding: 5px; text-align: center;"> me  </div> </div>
Open it	<div style="display: flex; justify-content: space-around;"> <div style="border: 1px solid black; padding: 5px; text-align: center;"> put  </div> <div style="background-color: #00FF00; border: 1px solid black; padding: 5px; text-align: center;"> OPEN  </div> <div style="background-color: #00FF00; border: 1px solid black; padding: 5px; text-align: center;"> open  </div> <div style="background-color: #FFFF00; border: 1px solid black; padding: 5px; text-align: center;"> it  </div> <div style="background-color: #FFFF00; border: 1px solid black; padding: 5px; text-align: center;"> it  </div> </div>
Put on	<div style="display: flex; justify-content: space-around;"> <div style="border: 1px solid black; padding: 5px; text-align: center;"> put  </div> <div style="background-color: #00FF00; border: 1px solid black; padding: 5px; text-align: center;"> put  </div> <div style="background-color: #90EE90; border: 1px solid black; padding: 5px; text-align: center;"> on  </div> </div>
Good job	<div style="display: flex; justify-content: space-around;"> <div style="border: 1px solid black; padding: 5px; text-align: center;"> good  </div> <div style="background-color: #ADD8E6; border: 1px solid black; padding: 5px; text-align: center;"> good  </div> <div style="border: 1px solid black; padding: 5px; text-align: center;"> work  </div> <div style="background-color: #FF8C00; border: 1px solid black; padding: 5px; text-align: center;"> job  </div> </div>
Some more	<div style="display: flex; justify-content: space-around;"> <div style="border: 1px solid black; padding: 5px; text-align: center;"> some  </div> <div style="border: 1px solid black; padding: 5px; text-align: center;"> some  </div> <div style="border: 1px solid black; padding: 5px; text-align: center;"> more  </div> <div style="background-color: #ADD8E6; border: 1px solid black; padding: 5px; text-align: center;"> more  </div> </div>
It dirty	<div style="display: flex; justify-content: space-around;"> <div style="background-color: #FFFF00; border: 1px solid black; padding: 5px; text-align: center;"> it  </div> <div style="background-color: #FFFF00; border: 1px solid black; padding: 5px; text-align: center;"> it  </div> <div style="border: 1px solid black; padding: 5px; text-align: center;"> help  </div> <div style="background-color: #ADD8E6; border: 1px solid black; padding: 5px; text-align: center;"> DIRTY  </div> <div style="background-color: #ADD8E6; border: 1px solid black; padding: 5px; text-align: center;"> dirty  </div> </div>

PODD (12 symbol per page expanded book)

Watch me	look 	I do, me, mine 			
Open it	More to say 2 	do something (actions/verbs) 10 	turn the page 	open 	it 
Put on	More to say 2 	do something (actions/verbs) 10 	turn the page 	put 	on 
Great job	More to say 2 	I like this 4a 	great 		
Some more	more 				
It dirty	More to say 2 	Go to categories 7 	descriptions 24 	looks 24j 	dirty 
Looks beautiful	More to say 2 	I like this 4a 	turn the page 	beautiful 	

Speak for Yourself

Watch me	<p>LOOK</p> 	<p>watch</p> 	<p>ME</p> 	<p>me</p>
Open it	<p>CAN</p> 	<p>open</p> 	<p>IT</p> 	
Put on	<p>PUT</p> 	<p>put</p>	<p>ON</p> 	
Good job	<p>GOOD</p> 	<p>good</p>	<p>BE</p> 	<p>job</p> 
Some more	<p>SOME</p> 	<p>some</p>	<p>MORE</p> 	
It dirty	<p>IT</p> 	<p>MAKE</p> 	<p>dirty</p> 	
Looks beautiful	<p>LOOK</p> 	<p>looks</p>	<p>ARE</p> 	<p>beautiful</p> 

Give it a go...and the most important thing to remember..... HAVE FUN together!

Check out our other resources online at <https://talklink.org.nz/resources>