


## My Holiday Scrapbook

**A template to support your child share their Christmas holiday news with school**




Making a simple scrap book can be a great way for your child to share their holiday experiences with everyone at school. Not only will they be more active in this communication, it can help save time writing a short novel in the communication diary too!

Simply cut out the symbols you need, draw any additional ones and stick them to the template. Add any photos you have taken during your holidays. Use remnants such as ticket stubs, special food wrappers or stickers.

Have fun and be creative!

Remember: make sure your child is a part of this process so that the sharing is relevant and purposeful.

My Christmas holidays



A large, empty rectangular box with a black border, intended for writing a story or description about Christmas holidays.


By \_\_\_\_\_



I went




At home I







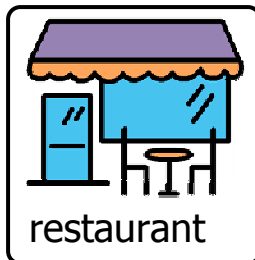















Here is something I collected...

It was












# Places

*Cut these up and use to fill in your scrap book*



## Home activities

*Cut these up and use to fill in your scrap book*



## Feelings

