

USING CORE WORDS IN EVERYDAY ACTIVITIES



COOKING / BAKING

Baking is a great activity to do together at home, and provides lots of opportunities for communication using core words. Don't worry if you're not a master chef... keep it simple with smoothies, fruit kebabs or jelly! And the best bit....yummy goodies to eat at the end!

CORE WORDS	People/thing words	I, you, we, it
	Action words	look, read, take, drink, go, make, turn, eat/taste, open/close, wait, help, want, do/did, get, like, put, stop, work
	Position words	in, out, in, off
	Quantity words	all, some, more, again
	Describing words	all gone/gone, good, bad, happy, finished/all done, dirty, clean, hot, cold
	Question words	who, what
	Other words	problem
WAYS TO USE THE WORDS		My turn, your turn, put in, take out, you put in, I put in, I want, you want, I eat, you eat, I like it, you like it, we like it, you did it! We finished! Looks good! Problem! Put it all in, put some in, get more, it's dirty, it's hot, good work!
REASONS TO COMMUNICATE WITH THESE WORDS		Requesting (items, help, turns, more), commenting, naming, giving opinions, protesting/rejecting, asking question, answering question, giving directions
RELEVANT FRINGE WORDS		Describing words, opinion words, food words, cooking

★ Remember, you don't need to find every word you are saying on the communication system, just focus on the **key** words. These are the most important words. You can still speak a 'full' sentence out loud, while pointing to symbols for the key words.

So you might say 'I like it', but just point to/press the 'like' symbol, until you feel confident to join 2 or 3 symbols together. ★

PATHWAYS FOR DIFFERENT SYSTEMS

Different communication systems use different 'pathways' to find the words.




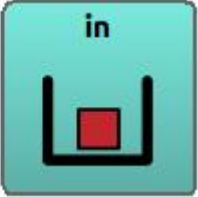



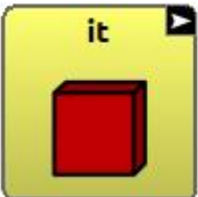










Below are some of the pathways for commonly used communication systems.

TalkLink Trust – National Office




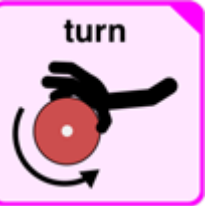






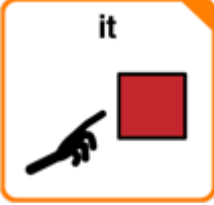




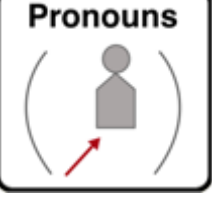





77 symbol core board

my turn	<p>I / me / my</p> 	<p>turn</p> 	
put in	<p>put</p> 	<p>in</p> 	
looks good!	<p>look / see / watch</p> 	<p>good</p> 	
it's hot	<p>it</p> 	<p>hot</p> 	
we finished!	<p>we / they / us</p> 	<p>all done / finished</p> 	
I like this	<p>I / me / my</p> 	<p>like</p> 	<p>this</p> 


TouchChat (60 button basic setup)

my turn	 
put in	 
looks good!	  
it's hot	   
we finished!	   
I like this	  

Proloquo2Go (60 button setup)


my turn						
put in	(hold down I to get my)					
looks good!						
it's hot						
we finished!						
I like this						

LAMP Words for Life




















my turn	my 	my 	turn 	turn 
put in	put 	put 	in 	in 
looks good!	look 	looks 	good 	good 
it's hot	it 	its 	turn 	hot 
we finished!	we 	we 	finished 	finished 
I like this	I 	I like 	that 	this 

PODD (12 symbol per page expanded book)





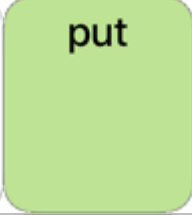















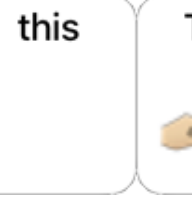

To get to the 'cook' activity page, follow this pathway:



This page has lots of words to talk about cooking/baking.

my turn	I, me, my, mine 				
help me stir	help 	I, me, my, mine 	stir, mix 		
I want to taste	I, me, my, mine 	taste 			
put in (from front page)	More to say 2 	do something 10 (actions/verbs) 	turn the page 	put 	in 
I like this, it's yummy! (from front page)	More to say 2 	I like this 4a 	yummy 		
it's hot (from front page)	More to say 2 	Go to categories 7 	descriptions 24 	weather 24k 	hot 

Speak for Yourself

my turn					
put in					
looks good!					
it's hot					
we finished!					
I like this					

Give it a go...and the most important thing to remember..... HAVE FUN together!

Check out our other resources online at <https://talklink.org.nz/resources>