



USING CORE WORDS IN EVERYDAY ACTIVITIES

PLAYING ON A SWING

Playing on a swing is a fun activity regardless of your age. It's a great way to enjoy being outdoors and a lovely opportunity to be silly. You can mix up the way you swing, providing lots of opportunities for commenting and giving instructions.

CORE WORDS	People/thing words	I, you, me, my, it
	Action words	do, stop, go, more, finished, want, feel, like, sit, turn
	Position words	up, down
	Quantity words	big, little
	Describing words	fast, slow, good, happy, silly, sick, different
	Question words	who, how
	Other words	again, not/don't, ready
WAYS TO USE THE WORDS	I do/I do it, you do /you do it, I want do, me/you go, me/you stop, want more, want stop, want finish, go up, go down, go fast, go slow, go/do turn (spin the swing around), sit down, my turn, you turn, do big (push), do little (push), ready go, do again, want again, it good, I happy, it/you silly, who turn, how do (push), feel happy, feel silly, feel sick, not/don't go, not/don't like, not silly, not happy, not stop	
REASONS TO COMMUNICATE WITH THESE WORDS	Commenting, giving instructions, requesting, directing, expressing feelings, negotiating, negating	
RELEVANT FRINGE WORDS	Swing, park, playground, describing words	

★ Remember, you don't need to find every word you are saying on the communication system, just focus on the **key** words. These are the most important words. You can still speak a 'full' sentence out loud, while pointing to symbols for the key words.

So you might say 'I like it', but just point to/press the 'like' symbol, until you feel confident to join 2 or 3 symbols together. ★













PATHWAYS FOR DIFFERENT SYSTEMS

Different communication systems use different 'pathways' to find the words.








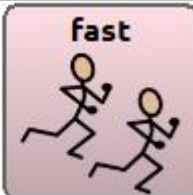










Below are some of the pathways for commonly used communication systems.

TalkLink Trust – National Office



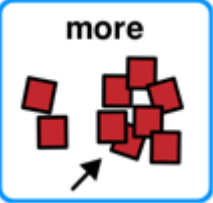
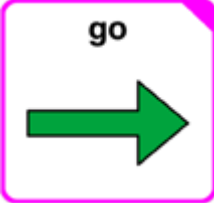
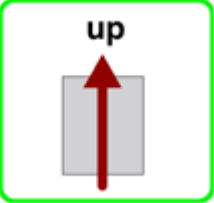





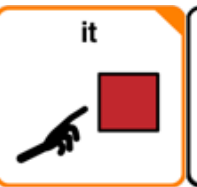





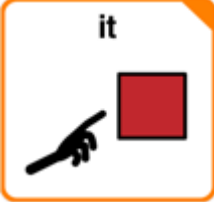

77 symbol core board

Want more	want 	more 
Go up	go 	up 
Go fast	go 	fast 
Do again	do / does / did 	again 
I'm happy	I / me / my 	happy 
It's good	it 	good 



















TouchChat (60 button basic setup)

Want more				
Go up				
Go fast				
Do again				
I'm happy				
It's good				







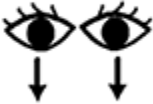









Proloquo2Go (60 button setup)

Want more					
Go up					
Go fast					
Do again					
I'm happy					
It's good					















LAMP Words for Life

Want more	<p>want</p> 	<p>want</p> 	<p>more</p> 	<p>more</p> 
Go up	<p>go</p> 	<p>go</p> 	<p>up</p> 	<p>up</p> 
Go fast	<p>go</p> 	<p>go</p> 	<p>fast</p> 	<p>fast</p> 
Do again	<p>do</p> 	<p>do</p> 	<p>there</p> 	<p>again</p> 
I'm happy	<p>I</p> 	<p>I</p> 	<p>feel</p> 	<p>happy</p> 
It's good	<p>it</p> 	<p>it</p> 	<p>good</p> 	<p>good</p> 

PODD (12 symbol per page expanded book)

<p>More</p>	<p>more</p> 			
<p>Do you want help?</p>	<p>you do it, you, your turn</p> 	<p>help</p> 		
<p>I don't like it, it's scary</p>	<p>More to say ²</p> 	<p>I don't like this ^{4c}</p> 	<p>scary</p> 	
<p>Look at me</p>	<p>look</p> 	<p>I do, me, mine</p> 		
<p>I'm happy</p>	<p>More to say ²</p> 	<p>Go to categories ⁷</p> 	<p>turn the page</p> 	<p>feelings ²³</p> 
	<p>happy</p> 			
<p>It's great</p>	<p>More to say ²</p> 	<p>I like this ^{4a}</p> 	<p>great</p> 	

Speak for Yourself

Want more	WANT 	want	MORE 	
Go up	GO 	go	UP 	up
Go fast	GO 	go	WALK 	fast 
Do again	DO 	do	AGAIN 	
I'm happy	I 	FEEL 	happy 	
It's good	IT 	GOOD 	good	

Give it a go...and the most important thing to remember..... HAVE FUN together!

Check out our other resources online at <https://talklink.org.nz/resources>