

USING CORE WORDS IN EVERYDAY ACTIVITIES

BUILDING A TOWER

Inside or outside, building a tower is a great way to work together as a team, take turns and give directions! It is also so much fun to build something as tall as you can and then KNOCK IT DOWN! The whole family can play this game and you can use whatever is in the house (as long as it can hit the ground without breaking).

| | | |
|---|--------------------|---|
| CORE WORDS | People/thing words | I, you, my, your, we, it, me, mine |
| | Action words | Put, ready, go, turn, like, wait, work, want, play, get, do, have |
| | Position words | Here, there, down, up, in, out |
| | Quantity words | More, again |
| | Describing words | Small, big, silly, happy, sad, all done, same, different, loud |
| | Question words | Where, what, who |
| | Other words | Not, problem |
| WAYS TO USE THE WORDS | | My/your turn, Put it up/down/in/out/here/there, get (the) same/different/big/little (block), what do you have, where does this go, ready go, (tower is) finished!, (build) more, I'm happy/sad/finished, wait your turn, work (together), play again, (fall) down, it loud. |
| REASONS TO COMMUNICATE WITH THESE WORDS | | Turn taking, requesting, describing shape and locations, asking/answering questions, giving/following instructions |
| RELEVANT FRINGE WORDS | | Colours, shapes, actions |

★ Remember, you don't need to find every word you are saying on the communication system, just focus on the **key** words. These are the most important words. You can still speak a 'full' sentence out loud, while pointing to symbols for the key words.





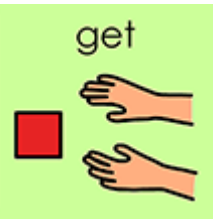




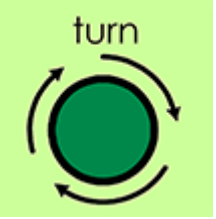


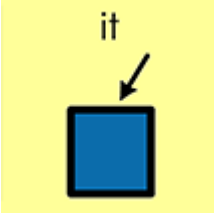

So you might say 'I like it', but just point to/press the 'like' symbol, until you feel confident to join 2 or 3 symbols together. ★

PATHWAYS FOR DIFFERENT SYSTEMS


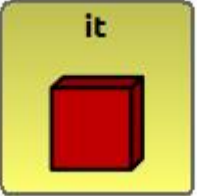








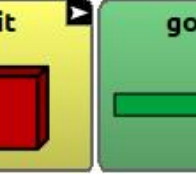







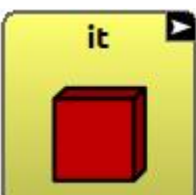


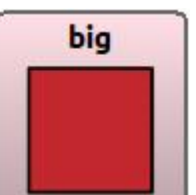
Different communication systems use different 'pathways' to find the words.

Below are some of the pathways for commonly used communication systems.

77 symbol core board

| | | | |
|-----------------|---|---|--|
| Put up |  |  | |
| What you have? |  |  |  |
| Where go? |  |  | |
| Wait your turn! |  |  |  |
| Play again |  |  | |
| It big! |  |  | |

TouchChat (60 button basic setup)

| | |
|-----------------|--|
| Put it up |    |
| What you have? |     |
| Where go? |      |
| Wait your turn! |     |
| Play again |   |
| It big! |     |

Proloquo2Go (60 button setup)

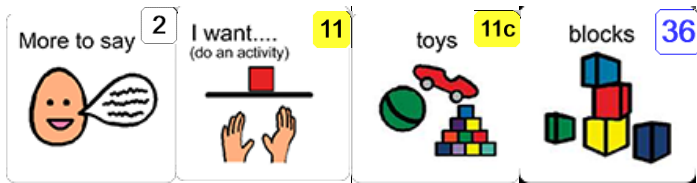
| | | | | |
|-----------------|--|--|--|--|
| Put up | | | | |
| What you have? | | | | |
| Where go? | | | | |
| Wait your turn! | | | | |
| Play again | | | | |
| It big! | | | | |

LAMP Words for Life

| | | | | | |
|-----------------|----------------|-------|-------|----------|------|
| Put up | put | put | up | up | |
| What you have? | what ? word | what | you | you have | |
| Where go? | what ? word | where | go | go | |
| Wait your turn! | stop | WAIT | wait | you | your |
| | turn | turn | | | |
| Play again | play | play | there | again | |
| It big! | it | it | big | big | |

PODD (12 symbol per page expanded book)


















To get to the 'blocks' activity page, follow this pathway:



This page has lots of words to talk about playing with blocks.

| | | | |
|-------------------------|-------------------------------|------------|-----------|
| I'm building a tower | I, me, my, mine | build | tower |
| Put on | put on | | |
| More blocks | more | blocks | |
| Tall tower! | tall | tower | |
| More building | more | build | |
| Knock it down....uh oh! | knock it down (fall down) | uh oh | |

Speak for Yourself

| | | | | | |
|-----------------|---|---|--|---|------|
| Put up | IT  | put | PUT  | UP  | up |
| What you have? | WHAT  | what | YOU  | HAVE  | have |
| Where go? | WHAT  | where  | GO  | go | |
| Wait your turn! | STOP  | wait  | YOUR  | turn  | TURN |
| Play again | PLAY  | play | AGAIN  | | |
| It big! | IT  | BIG  | big | | |

Give it a go...and the most important thing to remember..... HAVE FUN together!

Check out our other resources online at <https://talklink.org.nz/resources>