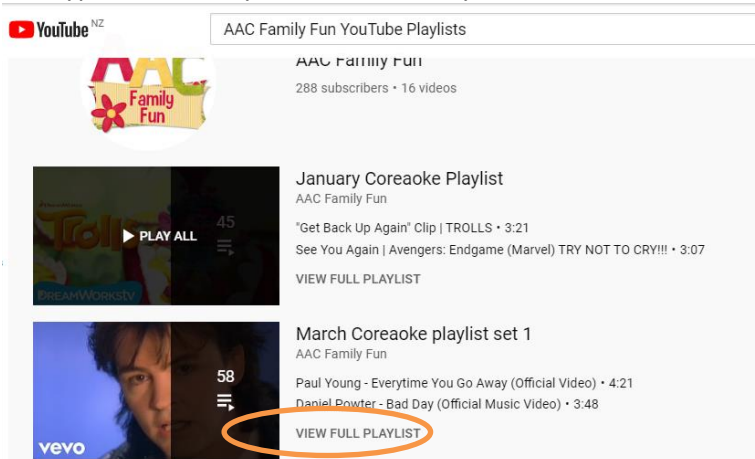


## CORE-AOKE.... Sing along and learn core vocabulary

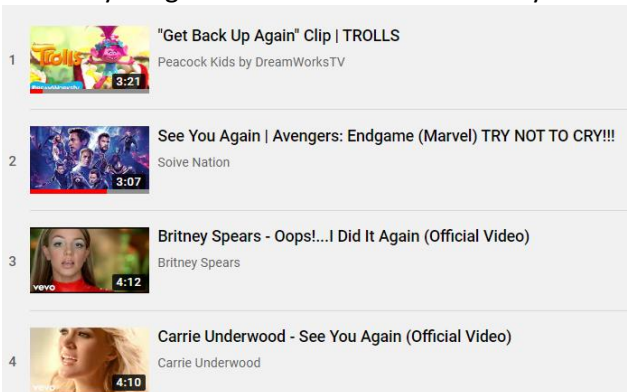
This is a fantastic resource we have just discovered from the [ACC Family Fun playlists](#). Thank you team – this is very cool! This team have made multiple playlists in Youtube of songs that have a core vocabulary chorus you can sing along to.

### How to use Core-aoke

- Type 'AAC Family Fun YouTube Playlists' into YouTube



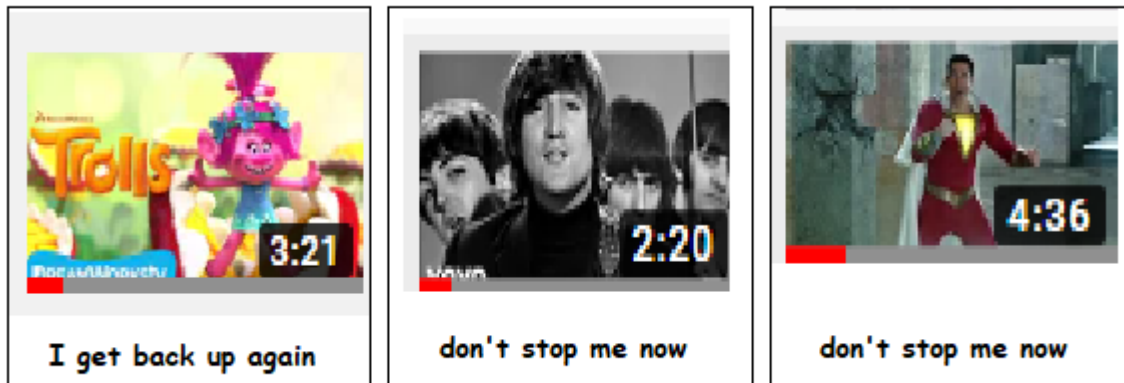
- See a playlist of multiple songs listed under each month.
- Every song has identified core vocabulary attached to it



- Teach your students the repeated line from the song and have a practise sing along every day. Everyone is learning a core vocabulary sentence as they sing.
- Have a 'song of the week' that you sing every day so everyone really gets a chance to learn those words independently.
- On Fridays have an extended singing session and revisit songs from previous weeks to keep those words in your sight 😊.
- Make a choosing board so students can choose a previous favourite song and have the line that goes with it stored on the choosing card for quickly reminding everyone.

## Example

This is an example of the Room 6 Coreaoke Songboard for choosing



## Tips


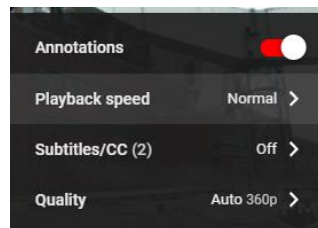
Slow the speed of the video in You Tube to give students a chance to make the sentence and sing along.

- Open the video

- Click on the settings cog



- Change playback speed to 0.75



Happy Coreaoke singing everyone!

Created by: Polly Thomas (TalkLink Teacher and Trainer) in June 2020