


USING CORE WORDS IN EVERYDAY ACTIVITIES

DRAWING AND COLOURING



This is a favourite for kids anytime, anywhere. Get out your pencils, pens, felt tips and some sheets of paper and see what you can create! This is a fantastic opportunity to let your imagination run free, play around with colours and materials, and tell a story through what you draw/colour. A great way to get creative without any expectation, and talk about all the different elements of what you and your child bring to life.

CORE WORDS	People/thing words	I, you, we, it
	Action words	Do, make, get, give, help, like, look!, tell, want, take
	Position words	Here, there, on
	Quantity words	All, some, more, again
	Describing words	All done/finished, big, different, good, happy, little, same, silly
	Question words	Who, what, where, how
	Other words	problem
WAYS TO USE THE WORDS		my turn, your turn, I want, you do, you make, I like, tell me, good work, more (+ colour), who this?, where go, mine different, me/you happy, now all done, go again, problem here, you silly, more help, you get, put away, make more
REASONS TO COMMUNICATE WITH THESE WORDS		Requesting (colours, pens and different materials, turns, more) Commenting (on the drawing, what you each like about it) Naming (who/what is in the drawing) Give opinions Ask and answer questions about what you're drawing
RELEVANT FRINGE WORDS		Colours, description words, art materials, people (who the drawing is for, who's in it), animals, common objects, feelings

★ Remember, you don't need to find every word you are saying on the communication system, just focus on the **key** words. These are the most important words. You can still speak a 'full' sentence out loud, while pointing to symbols for the key words.

So you might say 'I like it', but just point to/press the 'like' symbol, until you feel confident to join 2 or 3 symbols together. ★

## PATHWAYS FOR DIFFERENT SYSTEMS


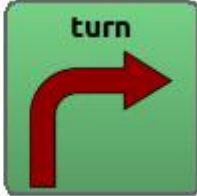

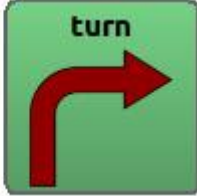






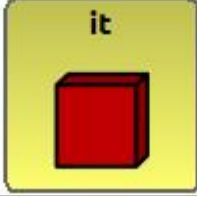




Different communication systems use different 'pathways' to find the words.

Below are some of the pathways for commonly used communication systems.




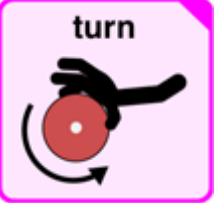



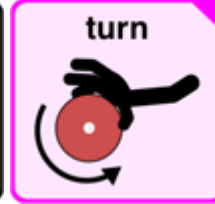



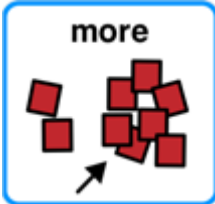








### 77 symbol core board

My turn	I / me / my 	turn 
Your turn	you / your 	turn 
Good work	good 	work 
More + colour	more 	
Put away	put 	away 
Do again	do / does / did 	again 

## TouchChat (60 button basic setup)

My turn			
Your turn			
Good work			
More + colour			
Put away			
Do again			

## Proloquo2Go (60 button setup)


My turn				
Hold down 'I' to get 'my'.				
Your turn				
Hold down 'you' to get 'your'.				
Good work				
More + colour				
Put away				
Do again				

# LAMP Words for Life














My turn	<p>my my turn turn</p>
Your turn	<p>you your turn turn</p>
Good work	<p>good good work work</p>
More + colour	<p>more more color color</p>
Put away	<p>put put there away</p>
Do again	<p>do do there again</p>

## PODD (12 symbol per page expanded book)





















To get to the 'draw' activity page, follow this pathway:



This page has lots of words to talk about drawing.

I draw	I, me, my, mine 	draw, drew 	
You draw	you, your, yours 	draw, drew 	
I like this, it's good (from front page)	More to say 2 	I like this 4a 	good 
More + colour	more 	colour 24c 	
Finished drawing	finish 	draw, drew 	
Draw more	draw, drew 	more 	

## Speak for Yourself

My turn				
Your turn				
Good work				
More + colour				
Put away				
Do again				

Give it a go...and the most important thing to remember..... HAVE FUN together!

Check out our other resources online at <https://talklink.org.nz/resources>