

USING CORE WORDS IN EVERYDAY ACTIVITIES

HOUSEWORK



Enlisting a helper and talking with each other whilst doing housework makes it much more fun! There are lots of things to talk about, from making comments, to giving directions and asking questions.

CORE WORDS	<p>People/thing words</p> <p>Action words</p> <p>Position words</p> <p>Quantity words</p> <p>Describing words</p> <p>Question words</p> <p>Other words</p>	<p>I, you, it, we,</p> <p>look, take, go, make, turn, feel, help, want, am, do/did, get, like, stop, work</p> <p>here, there, up, down</p> <p>more</p> <p>good, more, bad, happy, sad, finished/all done, dirty, clean, hot</p> <p>what, who, where</p> <p>not/don't, this, that, now</p>
WAYS TO USE THE WORDS	<p>I/you/we clean, look there it dirty, look that is dirty, look that is clean, look me, go do clean(ing), make it clean, your/my turn, I feel hot, I/you want stop, I/you want finish, good work, not clean, don't clean, what now, who clean, where we clean, clean here, clean there, clean up there, clean down there, more work, stop work, finished I happy, all done good work, clean this, clean that.</p>	
REASONS TO COMMUNICATE WITH THESE WORDS	<p>Asking and answering questions, giving directions, commenting, giving opinions, requesting, negotiating, describing, protesting.</p>	
RELEVANT FRINGE WORDS	<p>Descriptions (busy, clean, dirty, wet, dry, full, empty). I think it's positives/negatives.</p>	

★ Remember, you don't need to find every word you are saying on the communication system, just focus on the **key** words. These are the most important words. You can still speak a 'full' sentence out loud, while pointing to symbols for the key words.















So you might say 'I like it', but just point to/press the 'like' symbol, until you feel confident to join 2 or 3 symbols together. ★

PATHWAYS FOR DIFFERENT SYSTEMS

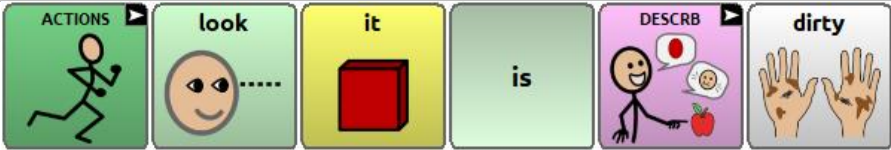



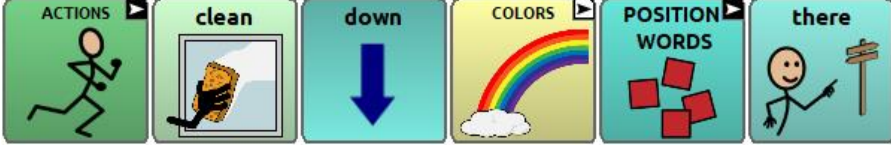

Different communication systems use different 'pathways' to find the words.

Below are some of the pathways for commonly used communication systems.

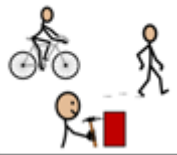




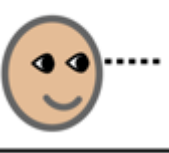














77 symbol core board








Look it dirty	look / see / watch 	it 	dirty 
My turn	I / me / my 	turn 	
More work	more 	work 	
I feel hot	I / me / my 	feel 	hot 
Clean down there	clean 	down 	there 
All done	all done / finished 		

TouchChat (60 button basic setup)




























Look it dirty	
My turn	
More work	
I feel hot	
Clean down there	
All done	

Proloquo2Go (60 button setup)





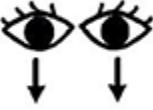










<p>Look it dirty</p>	<p>Actions</p> 	<p>look</p> 	<p>it</p> 	<p>Describe</p> 
	<p>More</p> 	<p>Looks</p> 	<p>dirty</p> 	
<p>My turn</p>	<p>I</p> 	<p>my</p> 	<p>Actions</p> 	<p>turn</p> 
	<p>Hold down I to get my</p>			
<p>More work</p>	<p>more</p> 	<p>Actions</p> 	<p>work</p> 	
<p>I feel hot</p>	<p>I</p> 	<p>Feelings</p> 	<p>feel</p> 	
	<p>Describe</p> 	<p>hot</p> 		

<p>Clean down there</p>	<div style="display: flex; align-items: center; gap: 10px;"> <div style="border: 1px solid black; padding: 5px; width: 100px; text-align: center;"> <p>Describe</p>  </div> <div style="border: 1px solid blue; padding: 5px; width: 100px; text-align: center;"> <p>clean</p>  </div> <div style="background-color: gray; color: white; padding: 5px; width: 40px; text-align: center;">  </div> <div style="border: 2px solid green; padding: 5px; width: 100px; text-align: center;"> <p>down</p>  </div> </div> <div style="border: 2px solid green; padding: 5px; width: 100px; margin-top: 10px; text-align: center;"> <p>there</p>  </div>
<p>All done</p>	<div style="display: flex; gap: 10px;"> <div style="border: 1px solid blue; padding: 5px; width: 100px; text-align: center;"> <p>all</p>  </div> <div style="border: 1px solid blue; padding: 5px; width: 100px; text-align: center;"> <p>finished</p>  </div> </div>













LAMP Words for Life







Look it dirty	look 	look 	it 	it 
	help 	DIRTY 	dirty 	
My turn	my 	my 	turn 	turn 
More work	more 	more 	work 	work 
I feel hot	I 	I feel 	turn 	hot 
Clean down there	help 	CLEAN 	clean 	down ↓
	there 	there 		down 
All done	please 	all done 		

PODD (12 symbol per page expanded book)

<p>Look it's dirty</p>	<p>look</p> 	<p>More to say ²</p> 	<p>Go to categories ⁷</p> 	<p>descriptions ²⁴</p> 
<p>looks ^{24j}</p> 	<p>dirty</p> 			
<p>My turn</p>	<p>I do, me, mine</p> 			
<p>More work</p>	<p>more</p> 			
<p>I feel tired</p>	<p>More to say ²</p> 	<p>something's wrong ⁵</p> 	<p>tired</p> 	
<p>I want to finish</p>	<p>I do, me, mine</p> 	<p>finish</p> 		
<p>You need help</p>	<p>you do it, you, your turn</p> 	<p>help</p> 		

Speak for Yourself

<p>Look it dirty</p>	<p>LOOK</p> 	<p>look</p>	<p>IT</p> 	<p>MAKE</p> 
	<p>dirty</p> 			
<p>My turn</p>	<p>MY</p> 	<p>TURN</p> 	<p>turn</p>	
<p>More work</p>	<p>MORE</p> 	<p>WORK</p> 	<p>work</p>	
<p>I feel hot</p>	<p>I</p> 	<p>FEEL</p> 	<p>feel</p>	<p>FEEL</p> 
	<p>hot</p> 			

Clean down there	clean 	MAKE 	DOWN 	down
All done	THERE 	PLEASE 	All done 	

Give it a go...and the most important thing to remember..... HAVE FUN together!

Check out our other resources online at <https://talklink.org.nz/resources>