

## USING CORE WORDS IN EVERYDAY ACTIVITIES

### RIDING A BIKE



Get outside for some fresh air or create a bike trail around/in your house (smaller bikes and wheelchairs only!). Have races, take turns, talk about how you feel and what you can see while riding.

CORE WORDS	People/thing words	I, you, it
	Action words	want, go, like, is, stop, put, turn, feel, look/see, wait, help
	Position words	on
	Quantity words	more
	Describing words	fast, slow, little, big, all done/finished good, cold, hot, silly, happy, sad
	Question words	where, who
	Other words	don't, ready
WAYS TO USE THE WORDS	I want, you want, my turn, your turn, ready go, who is ready? I/you go fast/slow, I (need) help, (let's) go, where (shall) we go?, I feel happy/sad/silly, I see (name thing), more (riding), finished (riding), I like it, I don't like it, my/your (bike) is little/big, It is hot/cold (outside), I feel hot/cold, stop/wait (to cross a road), put your (helmet) on, turn (the corner).	
REASONS TO COMMUNICATE WITH THESE WORDS	Requesting, commenting/giving opinions, giving directions, protesting/rejecting, asking question, answering question, describing	
RELEVANT FRINGE WORDS	Things (animals, outside things), opinion/commenting words, colour words, describing words	

★ Remember, you don't need to find every word you are saying on the communication system, just focus on the **key** words. These are the most important words. You can still speak a full sentence out loud, while pointing to symbols for the key words.

















So you might say 'I like it', but just point to/press the 'like' symbol, until you feel confident to join 2 or 3 symbols together. ★

## PATHWAYS FOR DIFFERENT SYSTEMS















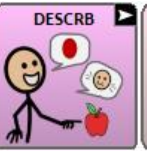







Different communication systems use different 'pathways' to find the words.

Below are some of the pathways for commonly used communication systems.











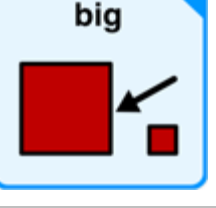

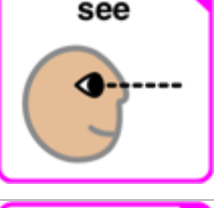



### 77 symbol core board

my turn	I / me / my 	turn 	
I go fast	I / me / my 	go 	fast 
I need help	I / me / my 	want 	help 
My (bike) is big	I / me / my 	am / is / are / be 	big 
I see	I / me / my 	look / see / watch 	
Who is ready?	who 	am / is / are / be 	ready 

## TouchChat (60 button basic setup)

my turn	 
I go fast	   
I need help	  
My (bike) is big	      
I see	 
Who is ready?	   


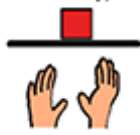
















## Proloquo2Go (60 button setup)






my turn			
I go fast			
I need help			
My (bike) is big			
I see			
Who is ready?			

# LAMP Words for Life

my turn	   
I go fast	     
I need help	   
My (bike) is big	       
I see	    
Who is ready?	    

PODD (12 symbol per page expanded book)







<p>Go on the bike</p>	<p>More to say <b>2</b></p> 	<p>I want.... <b>11</b> (do an activity)</p> 	<p>outside activities <b>11e</b></p> 	<p>go</p> 
	<p>bike</p> 			
<p>Let's go to the park</p>	<p>More to say <b>2</b></p> 	<p>Let's go... <b>12</b></p> 	<p>go</p> 	<p>turn the page</p> 
	<p>park</p> 			
<p>Look at me</p>	<p>look</p> 	<p>I do, me, mine</p> 		
<p>I go fast/slow</p>	<p>I do, me, mine</p> 	<p>turn the page</p> 	<p>Go to categories <b>7</b></p> <p><b>C</b></p>	<p>descriptions <b>24</b></p> 
	<p>turn the page</p> 	<p>fast</p> 	<p>slow</p> 	

I need help	I do, me, mine 	help 	
I'm tired	More to say <span style="border: 1px solid black; padding: 2px;">2</span> 	something's wrong <span style="border: 1px solid black; padding: 2px;">5</span> 	tired 

## Speak for Yourself

my turn	<p>MY</p> 	<p>TURN</p> 	<p>turn</p>		
I go fast	<p>I</p> 	<p>GO</p> 	<p>go</p>	<p>WALK</p> 	<p>fast</p> 
I need help	<p>I</p> 	<p>NEED</p> 	<p>need</p>	<p>HELP</p> 	<p>help</p>
My (bike) is big	<p>MY</p> 	<p>RIDE</p> 	<p>bicycle</p> 	<p>IS</p> 	<p>is</p>
I see	<p>I</p> 	<p>LOOK</p> 	<p>see</p> 		



Who is ready?	WHAT 	who 	IS 	is 	SO 
	ready 				

Give it a go...and the most important thing to remember..... HAVE FUN together!

Check out our other resources online at <https://talklink.org.nz/resources>