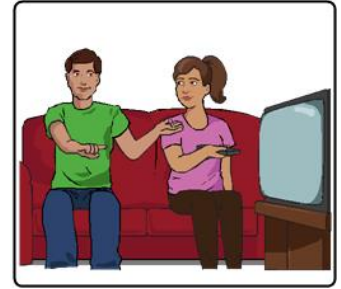


USING CORE WORDS IN EVERYDAY ACTIVITIES

WATCHING A MOVIE



Watching movies can be a great family activity. Dim the lights, have some snacks and watch away! Take turns choosing what to watch, negotiate with other family members and talk about what you think of the movie!

CORE WORDS	People/thing words	I/me/my, it, you/your, we
	Action words	Do/does/did, feel, get, give, help, like, look/watch/see, make, open/close, put, sit, stop, turn, wait, want
	Position words	Here, there, in, up, down, on, off
	Quantity words	All, some
	Describing words	All done/finish, all gone/gone, big, clean, cold, different, dirty, good, happy, big, little, more, same
	Question words	Who, what, where, how
	Other words	Problem, be careful
WAYS TO USE THE WORDS		My turn, your turn, put on, I want, you want, I eat, you eat, I want, you want, I like it, you like it, we like it, Problem! Watch more, watch different, who that? Help,
REASONS TO COMMUNICATE WITH THESE WORDS		Requesting, commenting, giving opinions, giving directions, asking questions, answering questions, describing, choice making, protesting/rejecting, gaining attention, seeking assistance
RELEVANT FRINGE WORDS		Feelings, describing words, opinions, shapes, colours, people

★ Remember, you don't need to find every word you are saying on the communication system, just focus on the **key** words. These are the most important words. You can still speak a 'full' sentence out loud, while pointing to symbols for the key words.















So you might say 'I like it', but just point to/press the 'like' symbol, until you feel confident to join 2 or 3 symbols together. ★

PATHWAYS FOR DIFFERENT SYSTEMS


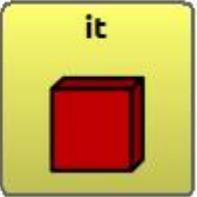













Different communication systems use different 'pathways' to find the words.

Below are some of the pathways for commonly used communication systems.








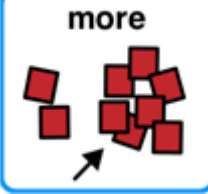



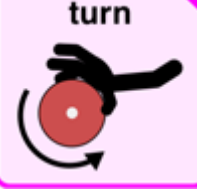
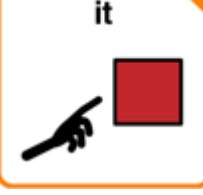
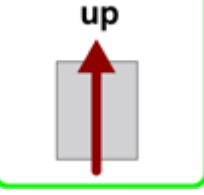
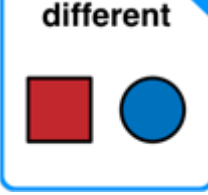









## 77 symbol core board

I'll do it	I / me / my 	do / does / did 	it 	
My favourite	I / me / my 	like 		
More please	more 			
Turn it up	turn 	it 	up 	
Different one	different 			
How feel?	how 	feel 		
Help me	help 	I / me / my 		

































## TouchChat (60 button basic setup)

I'll do it	  
My favourite	 
More please	  
Turn it up	 
Different one	 
How feel?	    
Help me	 

# Proloquo2Go (60 button setup)

I'll do it				
My favourite				
	Hold down 'I' to get 'my'			
More please				
Turn it up				
Different one				
How feel?				
Help me				
	Hold down 'I' to get 'me'			

# LAMP Words for Life











I'll do it	I 	I'll 	do 	do 	it 	it 
My favourite	my 	my 	read 	favorite 		
More please	more 	more 	please 	please 		
Turn it up	turn 	turn 	it 	it 	up 	up 
Different one	make 	different 	some 	one 		
How feel?	what ? word 	how 	feel 	feel 		
Help me	help 	help 	me 	me 		

# PODD (12 symbol per page expanded book)

To get to the 'TV' activity page, follow this pathway:



This page has lots of words to talk about watching TV/movies.

I'll do it	<p>I, me, my, mine</p> 
My favourite	<p>I like this <span style="border: 1px solid blue; padding: 2px;">4a</span> favourite</p>  
Watch movie	<p>see, look, watch video, DVD</p>  
Turn it up	<p>turn it up (louder)</p> 
What movie?	<p>what (What's on) video, DVD</p>  
Turn off TV	<p>turn off TV</p>  

## Speak for Yourself

I'll do it	<b>I</b> 	<b>DO</b> 	<b>do</b>	<b>IT</b> 	
My favourite	<b>MY</b> 	<b>LIKE</b> 	<b>favourite</b> 		
More please	<b>MORE</b> 	<b>PLEASE</b> 	<b>please</b>		
Turn it up	<b>TURN</b> 	<b>turn</b>	<b>IT</b> 	<b>UP</b> 	<b>up</b>
Different one	<b>ARE</b> 	<b>different</b> 			
How feel?	<b>WHAT</b> 	<b>how</b> 	<b>FEEL</b> 	<b>feel</b>	
Help me	<b>HELP</b> 	<b>help</b>	<b>ME</b> 		

Give it a go...and the most important thing to remember..... HAVE FUN together!

Check out our other resources online at <https://talklink.org.nz/resources>