

USING CORE WORDS IN EVERYDAY ACTIVITIES

TEA PARTY



A pretend tea party is a wonderful way to use our imagination and social skills. There are many opportunities for language and role play with any kind of pretend play/scenario. Find a cosy space to have your tea party, decide who will be invited, which characters you will each play, and let the social niceties begin! Lay out cups, teapots and pretend (or real) treats to share. You can incorporate dress-ups, costumes and make up to fully get into character. You can let it unfold informally, or decide who will "run" the party by establishing roles and responsibilities (e.g. who will pour the tea, who is hosting etc).

CORE WORDS	People/thing words	I, you, we, it
	Action words	Am, drink, eat/taste, get, give, help, like, make, open/close, put, say/tell, sit, wait, want
	Position words	Here, there, on, in
	Quantity words	All, some, more, again
	Describing words	All gone, good, bad, clean, dirty, happy
	Question words	Who, what, where, when
	Other words	Problem, be careful!, now
WAYS TO USE THE WORDS		I want drink, I want taste, I put in, you open/close it, give me, help me, sit down, you wait, I want more, I like it, I'm happy, more tea, be careful!, it's hot, who give (tea)?, tastes good, tea hot, where go?, who you?, now more, eat later, play again
REASONS TO COMMUNICATE WITH THESE WORDS		Requesting (treats, items, tea, turns), Commenting (I like it, yum! Hot/cold), Naming (different items at the tea party), Give opinions, Ask and answer questions about what's happening
RELEVANT FRINGE WORDS		Food/drink, Describing words, Characters/people at the party, Clothes, accessories and colours (if dressing up), Kitchen/picnic items and utensils (plate, saucer, cups, teapot, knife, spoon, napkin)

★ Remember, you don't need to find every word you are saying on the communication system, just focus on the **key** words. These are the most important words. You can still speak a 'full' sentence out loud, while pointing to symbols for the key words.

So you might say 'I like it', but just point to/press the 'like' symbol, until you feel confident to join 2 or 3 symbols together. ★















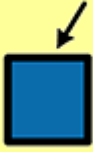

TalkLink Trust – National Office

PATHWAYS FOR DIFFERENT SYSTEMS




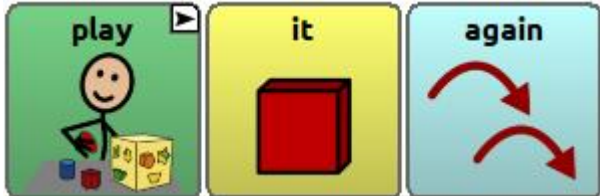


Different communication systems use different 'pathways' to find the words.

Below are some of the pathways for commonly used communication systems.

















77 symbol core board

I want taste it	<p>it</p> 	<p>want</p> 	<p>eat / taste</p> 	<p>I / me / my</p> 	
Sit down	<p>sit</p> 	<p>down</p> 			
Who gives (the tea)?	<p>who</p> 	<p>give</p> 			
Play it again	<p>play</p> 	<p>it</p> 	<p>again</p> 		
I like cake!	<p>I / me / my</p> 	<p>like</p> 	Cake from fringe words		
Be careful, it's hot	<p>be careful</p> 	<p>it</p> 	<p>hot</p> 		





































TouchChat (60 button basic setup)

I want taste it	
Sit down	
Who gives (the tea)?	
Play it again	
I like cake!	
Be careful, it's hot	





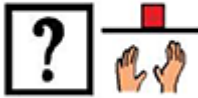










Proloquo2Go (60 button setup)

I want taste it	I 	want 	Food 	taste 	it 
Sit down	Actions 	sit 		Little Words And It The WORDS Up	down 
Who gives (the tea)?	who 	Actions 	give 	it 	
Play it again	play 	it 	Describe 	again 	
I like cake!	I 	like 	Food 	More 	Desserts 
cake 					
Be careful, it's hot	Chat 	Negative 	uh oh 		


LAMP Words for Life

I want taste it	I 	I want 	eat A 	TASTE 	to taste to+ 
	it 	it 			
Sit down	sit 	sit 	down ↓	down 	
Who gives (the tea)?	what ? word	who 	me 	gives 	the 
	drink 	tea 			
Play it again	play 	play 	it 	it 	
	there 	again 			
I like cake!	I 	I like 	eat A 	SNA/DES 	cake 
Be careful, it's hot	am 	be 	love 	CARE 	careful 
	it 	it's 	turn 	hot 	

PODD (12 symbol per page expanded book)

<p>I want</p>	<p>I do, me, mine</p> 		
<p>What do you want?</p>	<p>More to say 2</p> 	<p>I'm asking a question 8</p> 	<p>turn the page</p>  <p>What do you want?</p> 
<p>Who gives (the tea)?</p>	<p>More to say 2</p> 	<p>I'm asking a question 8</p> 	<p>who, whose</p> 
<p>I want more</p>	<p>I do, me, mine</p> 		<p>more</p> 
<p>I like it, it's yummy!</p>	<p>More to say 2</p> 	<p>I like this 4a</p> 	<p>yummy</p> 
<p>Uh oh, it's finished</p>	<p>uh oh</p> 	<p>finish</p> 	

Speak for Yourself

I want taste it	I 	WANT 	want	MAKE 	taste 
Sit down	SIT 	sit	DOWN 	down	
Who gives (the tea)?	WHAT 	who 	GIVE 	gives	
Play it again	PLAY 	play	IT 	AGAIN 	
I like cake!	I 	LIKE 	like	WITH 	cake 
Be careful, it's hot	BE 	be	ARE 	careful 	

Give it a go...and the most important thing to remember..... HAVE FUN together!

Check out our other resources online at <https://talklink.org.nz/resources>