



USING CORE WORDS IN EVERYDAY ACTIVITIES

PLAYING WITH DOLLS

Dolls offer lots of opportunities for developing language, fine motor and self-help skills. Practice everyday routines like feeding, bathing and then putting the doll to bed. You can also talk about feelings and taking care of someone. If you are tired of the same games, search "activities to play with dolls" on Pinterest for some fresh ideas, like face painting the doll - make sure it's washable paint and don't stain its clothes.

CORE WORDS	People/thing words	I, you, we, it, she, he
	Action words	like, not/don't like, go, get, put, eat, drink, feel, read, sit, stand, help, watch, listen, turn, play, wait, stop,
	Position words	on, off, up, down, in, out, away, here, there
	Quantity words	all, some, more, again
	Describing words	silly, all done/finished, little, big, happy, sad, hot, cold, sick, dirty, clean, same, different
	Question words	who, what, where
	Other words	problem, be careful, ready, it's time
WAYS TO USE THE WORDS	I like (doll), who turn? my/your turn, you play different (doll), I want different (clothing item/food item), he/she/it (doll) feel(s) hot/cold/sad/happy/sick/tired/hungry/thirsty, it (doll) dirty, you clean it (doll's nappy), where you put it (doll going to sleep)? who have it (to hold)? put it in/on/down/here/there, play more? it (doll) ready go/play (dressed and ready to play), it's time (to go/sit/stand/get up/eat/drink/stop	
REASONS TO COMMUNICATE WITH THESE WORDS	Answering wh questions like where is baby/what does baby eat, describing feelings, discussing location words like baby is in/on/under/behind the bed, requesting items, protesting, commenting, giving/following instructions	
RELEVANT FRINGE WORDS	Social words (let's pretend/somethine's wrong/uh oh/I have an idea), labelling body parts, labelling clothes, feelings, food names, describing words (dry, smelly, wet, full (nappy), be quiet)	

★ Remember, you don't need to find every word you are saying on the communication system, just focus on the **key** words. These are the most important words. You can still speak a 'full' sentence out loud, while pointing to symbols for the key words.

















So you might say 'I like it', but just point to/press the 'like' symbol, until you feel confident to join 2 or 3 symbols together. ★

PATHWAYS FOR DIFFERENT SYSTEMS



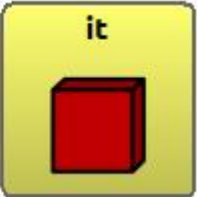












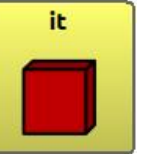

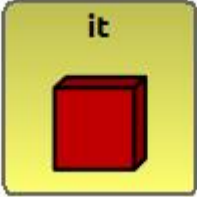





Different communication systems use different 'pathways' to find the words.

Below are some of the pathways for commonly used communication systems.



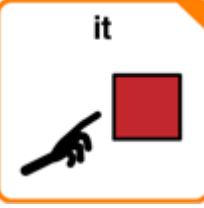

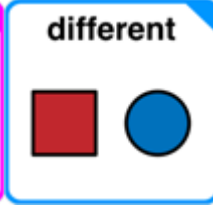










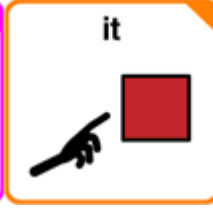
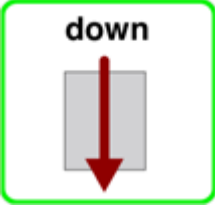




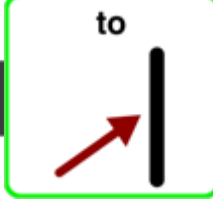

77 symbol core board

I like it	I / me / my 	like 	it 
Play different	play 		different 
She feel sick	he / she 	feel 	sick / sore 
Who have it?	who 	get 	it 
Put it down	put 	it 	down 
Time to eat	now / it's time 		eat / taste 




























TouchChat (60 button basic setup)

I like it	  
Play different	  
She feel sick	   
Who have it?	     
Put it down	  
Time to eat	   

Proloquo2Go (60 button setup)

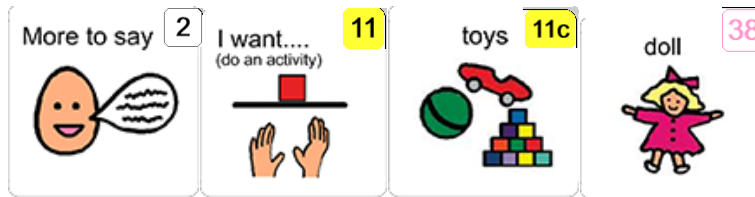
I like it			
Play different			
She feel sick			
			
Who have it?			
Put it down			
Time to eat			
			

LAMP Words for Life







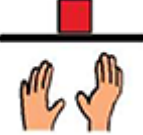




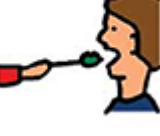



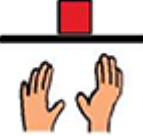

I like it	I 	I like 	it 	it 
Play different	play 	play 	make 	different 
She feel sick	she 	she 	feel 	feel 
	sick 			
Who have it?	what ? word	who 	have 	have 
	it 	it 		
Put it down	put 	put 	it 	it 
	down 			down ↓
Time to eat	time 	time 	eat 	to eat 

PODD (12 symbol per page expanded book)





















To get to the 'dolls' activity pages, follow this pathway:



These pages have lots of words to talk about playing with dolls.

I like it, it's good (from front page)	More to say 2 	I like this 4a 	good 
Let's do something else (from front page)	turn the page 	Let's do something else 	
I want to feed her	I, me, my, mine 	want 	feed 38b 
Dolly has finished her bottle (from page 38b)	doll 	finish 	bottle 
Feed dolly baby food (from page 38b)	feed 	doll 	baby food 
Dolly wants more (from page 38b)	doll 	want 	more 

Speak for Yourself

I like it	I 	LIKE 	like	IT 		
Play different	PLAY 	play	ARE 	different 		
She feel sick	SHE 	FEEL 	feel	FEEL 	sick 	
Who have it?	WHAT 	who 	HAVE 	have	IT 	
Put it down	PUT 	put	IT 	DOWN 	down	
Time to eat	TIME 	time	TO 	to	EAT 	eat

Give it a go...and the most important thing to remember..... HAVE FUN together!

Check out our other resources online at <https://talklink.org.nz/resources>