



USING CORE WORDS IN EVERYDAY ACTIVITIES

PAINTING

Painting is a super fun activity to do together at home, and provides lots of opportunities for communication using core words. Don't worry if you don't consider yourself the best at painting, keep it simple with playing around with colours, brush sizes, and telling a visual story!

CORE WORDS	People/thing words	I, you, we, it
	Action words	Do, feel, get, give, go, like, look, make, open/close (paints), put, say/tell, stop, take, turn, wait, want, help
	Position words	Here, there, on,
	Quantity words	All, some, more, again
	Describing words	All done/finished, big, different, good, happy, little, same, silly
	Question words	Who, what, where
	Other words	problem
WAYS TO USE THE WORDS	I get, you get, give me, give you, I like it, make it big, make it small, open it, close it, put away, put more on, tell me about it, take more, do more, do it again, my turn, your turn, do different, do same, feel happy, you silly, good work!, who is it?, put more here, put some on, me same, look problem, what do?, need help	
REASONS TO COMMUNICATE WITH THESE WORDS	Requesting (paints, other materials, turns, more) Commenting (on the painting, what you each like about it) Naming (who/what is in the painting) Give opinions Ask and answer questions about what you're making	
RELEVANT FRINGE WORDS	Colours, description words, art materials, people (who the painting is for)	

★ Remember, you don't need to find every word you are saying on the communication system, just focus on the **key** words. These are the most important words. You can still speak a 'full' sentence out loud, while pointing to symbols for the key words.








So you might say 'I like it', but just point to/press the 'like' symbol, until you feel confident to join 2 or 3 symbols together. ★

PATHWAYS FOR DIFFERENT SYSTEMS



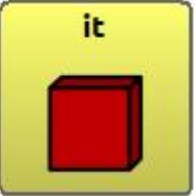

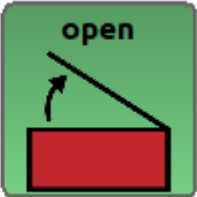












Different communication systems use different 'pathways' to find the words.

Below are some of the pathways for commonly used communication systems.



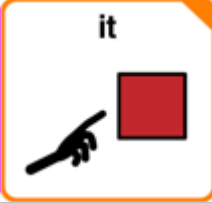




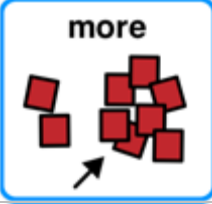
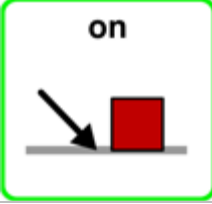

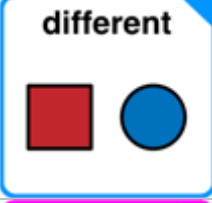







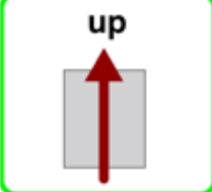
77 symbol core board

I like it	I / me / my 	like 	it 
Help open	help 	open / close 	
Put more on	put 	more 	on 
Do different	do / does / did 	different 	
Looks good	look / see / watch 	good 	
Clean up!	clean 	up 	




























TouchChat (60 button basic setup)

I like it			
Help open			
Put more on			
Do different			
Looks good			
Clean up!			

Proloquo2Go (60 button setup)

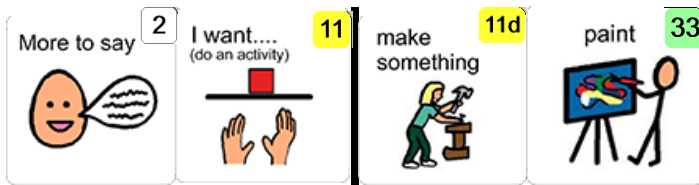
I like it			
Help open			
Put more on			
Do different			
Looks good			
Clean up!			
			

LAMP Words for Life













I like it	I 	I like 	it 	it 	
Help open	help 	help 	put 	OPEN 	open 
Put more on	put 	put 	more 	more 	on 
Do different	do 	do 	make 	different 	
Looks good	look 	looks 	good 	good 	
Clean up!	help 	CLEAN 	clean 	up 	up 

PODD (12 symbol per page expanded book)


















To get to the 'painting' activity page, follow this pathway:



This page has lots of words to talk about painting.

I'm painting	I, me, my, mine 	paint 
Need paint	need 	paint 
More paper	more 	paper 
Paint different	paint 	different, another 
What colour?	what 	colour 24c 
Wash hands	wash 	finger, hand 

Speak for Yourself

I like it	I 	LIKE 	like	IT 
Help open	HELP 	help	CAN 	open 
Put more on	PUT 	put	MORE 	ON 
Do different	DO 	do	ARE 	different 
Looks good	LOOK 	looks	GOOD 	good
Clean up!	MAKE 	clean 	UP 	up

Give it a go...and the most important thing to remember..... HAVE FUN together!

Check out our other resources online at <https://talklink.org.nz/resources>