


USING CORE WORDS IN EVERYDAY ACTIVITIES



HIDE AND SEEK

Hide and seek is a family classic! All you need is a minimum of two people and some spaces to hide. Take turns hiding or seeking and maybe even give some clues as to where you are!

CORE WORDS	People/thing words	I, you, my, your, we, it
	Action words	Come, go, ready, do, don't, turn, want, look, see, hear, like, play
	Position words	Here, there, down, up, in, out
	Quantity words	More, again
	Describing words	Little, big, silly, happy, sad, all done
	Question words	Where, who
	Other words	Not, problem
WAYS TO USE THE WORDS		Ready (or) not, here I come! Where (are) you? I go. Come here. Again! My turn. Your turn. You down here? You up there? You in here? You out there? Look up/down/in/out. I see you. I hear you. that (spot is too) little/(too) big (to fit) in there. You silly. I happy/sad. All done! Play more? I like it!
REASONS TO COMMUNICATE WITH THESE WORDS		Asking questions, answering questions, giving directions, describing, commenting, requesting, naming.
RELEVANT FRINGE WORDS		Chair, couch, wardrobe, table, closet, cupboard, door, bed, blanket, backyard, tree, bush (any kind of places where you could hide).

★ Remember, you don't need to find every word you are saying on the communication system, just focus on the **key** words. These are the most important words. You can still speak a 'full' sentence out loud, while pointing to symbols for the key words.











So you might say 'I like it', but just point to/press the 'like' symbol, until you feel confident to join 2 or 3 symbols together. ★

PATHWAYS FOR DIFFERENT SYSTEMS

Different communication systems use different 'pathways' to find the words.

Below are some of the pathways for commonly used communication systems.















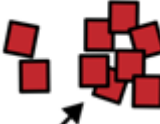




77 symbol core board

Ready or not	<p>ready</p> 	<p>not / don't</p> 	
Here I come!	<p>here</p> 	<p>I / me / my</p> 	<p>come</p> 
Look up	<p>look / see / watch</p> 	<p>up</p> 	
You out there?	<p>you / your</p> 	<p>out</p> 	<p>there</p> 
Play more?	<p>play</p> 	<p>more</p> 	
You silly!	<p>you / your</p> 	<p>silly</p> 	

































TouchChat (60 button basic setup)

Ready or not	
Here I come!	
Look up	
You out there?	
Play more?	
You silly!	


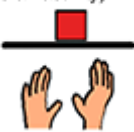















Proloquo2Go (60 button setup)

Ready or not	<p>Chat</p> 	<p>ready</p> 		<p>Little Words</p> <p>And It The WORDS Up</p>
	<p>or</p>	<p>not</p> 		
Here I come!	<p>here</p> 	<p>I</p> 	<p>come</p> 	
Look up	<p>Actions</p> 	<p>look</p> 		<p>up</p> 
You out there?	<p>you</p> 	<p>out</p> 	<p>there</p> 	
Play more?	<p>more</p> 	<p>play</p> 		
You silly!	<p>you</p> 	<p>Feelings</p> 	<p>silly</p> 	



















LAMP Words for Life

Ready or not	there 	ready 	and 1+1=2 	or 
	not 	not 		
Here I come!	hear E 	here 	I 	I 
	come 	come 		
Look up	look 	look 	up 	up 
You out there?	what ? word	question ? 	you 	you 
	out 	out 	there 	there 
Play more?	what ? word	question ? 	play 	play 
	more 	more 		
You silly!	you 	you 	feel 	silly 

PODD (12 symbol per page expanded book)

<p>Let's play</p>	<p>More to say 2</p> 	<p>I want.... 11 (do an activity)</p> 	<p>play</p> 	
<p>You wait!</p>	<p>you do it, you, your turn</p> 	<p>stop, wait</p> 		
<p>Your turn to hide</p>	<p>you do it, you, your turn</p> 	<p>More to say 2</p> 	<p>do something 10 (actions/verbs)</p> 	<p>turn the page</p> 
<p>turn the page</p> 		<p>Add hide to your word list if it's not there already.</p>		
<p>You look for me</p>	<p>you do it, you, your turn</p> 	<p>look</p> 	<p>I do, me, mine</p> 	
<p>Play more?</p>	<p>more</p> 			
<p>It's fun!</p>	<p>More to say 2</p> 	<p>I like this 4a</p> 	<p>fun</p> 	

Speak for Yourself

Ready or not	<p>SO</p> 	<p>ready</p> 	<p>OR</p> <p>or</p>	<p>or</p>	<p>NOT</p> 
	<p>not</p>				
Here I come!	<p>SO</p> 	<p>here</p> 	<p>I</p> 	<p>COME</p> 	<p>come</p>
Look up	<p>LOOK</p> 	<p>look</p>	<p>UP</p> 	<p>up</p>	
You out there?	<p>YOU</p> 	<p>OUT</p> 	<p>out</p>	<p>THERE</p> 	
Play more?	<p>PLAY</p> 	<p>play</p>	<p>MORE</p> 		
You silly!	<p>YOU</p> 	<p>ARE</p> 	<p>FEEL</p> 	<p>silly</p> 	

Give it a go...and the most important thing to remember..... HAVE FUN together!

Check out our other resources online at <https://talklink.org.nz/resources>