

## USING CORE WORDS IN EVERYDAY ACTIVITIES

### DOING A PUZZLE

Puzzles are fun for all ages- and are a great rainy day activity! Take turns to put in the pieces and chat about what the puzzle might look like when it is finished!

CORE WORDS	People/thing words	I, it, he/she, we, us, you/your
	Action words	do, don't, get, give, go, help, like, look, make, put, stop, take, turn, wait, want
	Position words	here, there, in, out, up, down, on, off
	Quantity words	all, some, more, again
	Describing words	all done/finished, big, different, good, happy, little, more, sad, same
	Question words	who, what, where
	Other words	problem
WAYS TO USE THE WORDS		Want puzzle, look, not same, different, your turn, my turn, where put? turn it, want more, want again, want different, little one, big one, uh-oh problem!
REASONS TO COMMUNICATE WITH THESE WORDS		Requesting, protesting, rejecting, commenting, giving opinions, choice making, asking questions
RELEVANT FRINGE WORDS		Describing words, I think its postivies/negatives, shapes, puzzle, feelings, type of puzzle e.g. animals if a puzzle is based on farm animals

★ Remember, you don't need to find every word you are saying on the communication system, just focus on the **key** words. These are the most important words. You can still speak a 'full' sentence out loud, while pointing to symbols for the key words.

So you might say 'I like it', but just point to/press the 'like' symbol, until you feel confident to join 2 or 3 symbols together. ★


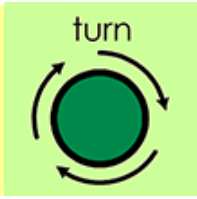

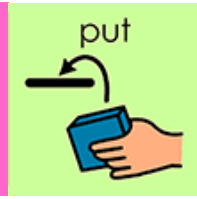
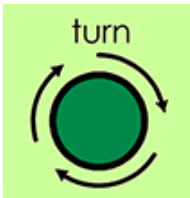
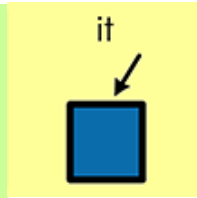
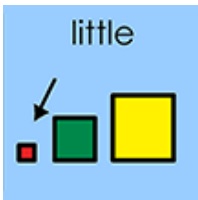


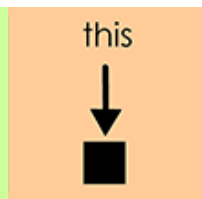

#### PATHWAYS FOR DIFFERENT SYSTEMS

Different communication systems use different 'pathways' to find the words.





















Below are some of the pathways for commonly used communication systems.

#### TalkLink Trust – National Office





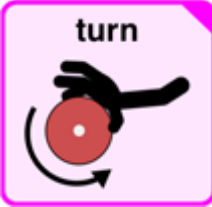
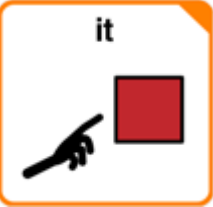
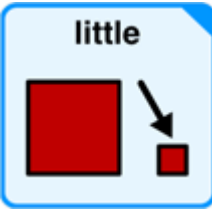







## 77 symbol core board

My turn	 
Where put?	 
Turn it	 
Little one	
I like this	  
Uh oh/ problem!	

## TouchChat (60 button basic setup)

My turn					
Where put?					
Turn it					
Little one					
I like this					
Uh oh/ problem!			OR		

## Proloquo2Go (60 button setup)

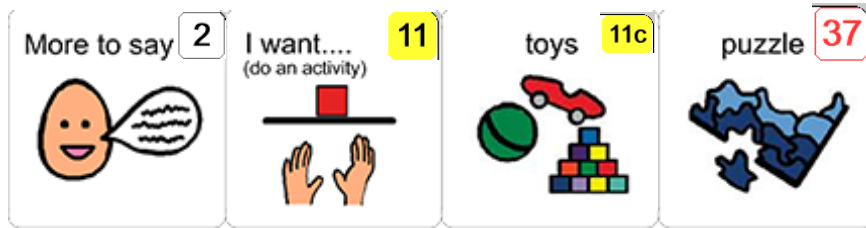
My turn	 
Where put?	 
Turn it	 
Little one	 
I like this	  
Uh oh/ problem!	  

## LAMP Words for Life










My turn	
Where put?	
Turn it	
Little one	
I like this	
Uh oh/ problem!	




## PODD (12 symbol per page expanded book)

To get to the 'puzzle' activity page, follow this pathway:



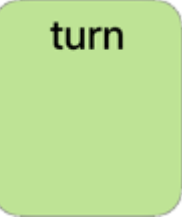


















This page has lots of words to talk about doing a puzzle together.

My turn	<p>I, me, my, mine</p> 
Where put?	<p>where</p>  <p>put</p> 
Turn it	<p>turn it around</p> 
<p>Little one (From front page)</p>	<p>More to say <span style="border: 1px solid black; padding: 2px;">2</span></p>  <p>Go to categories <span style="border: 1px solid black; padding: 2px;">7</span></p>  <p>descriptions <span style="border: 1px solid black; padding: 2px;">24</span></p>  <p>size <span style="border: 1px solid black; padding: 2px;">24e</span></p>  <p>small, little</p> 

<p>I like this (From front page)</p>	<div style="display: flex; justify-content: space-around; align-items: center;"> <div style="border: 1px solid black; padding: 5px; text-align: center;"> <p>More to say <span style="border: 1px solid black; padding: 2px;">2</span></p>  </div> <div style="border: 1px solid black; padding: 5px; text-align: center;"> <p>I like this</p>  </div> </div>
<p>Uh oh/ problem! (From front page)</p>	<div style="border: 1px solid black; padding: 5px; text-align: center;"> <p>uh oh</p>  </div>

## Speak for Yourself

My turn	  
Where put?	   
Turn it	  
Little one	 
I like this	    
Uh oh/ problem!	 

Give it a go...and the most important thing to remember..... HAVE FUN together!

Check out our other resources online at <https://talklink.org.nz/resources>