

USING CORE WORDS IN EVERYDAY ACTIVITIES



WATERING THE PLANTS

Get outside (or water the indoor plants) and enjoy some fresh air! Find the hose or watering can (or even a jug or old milk bottle). Give directions about where to water, who should water that plant, how much water to give, whether you like/don't like certain plants. See if you can find any insects like bees or butterflies too.

You could search "water plants song" on YouTube and sing along as you walk around the plants.

CORE WORDS	People/thing words	I, you, we, it
	Action words	like, not/don't like, go, get, put, take, get, give, eat, drink, feel, sit, help, see/look, hear/listen, turn, work, play,
	Position words	on, off, up, down, in, out, away, here, there
	Quantity words	all, some, more, again
	Describing words	all done/finished, little, big, cold, hot, happy, sad, same, different
	Question words	who, what, where
	Other words	problem, be careful, ready, it's time
WAYS TO USE THE WORDS	It's time (to water), you ready? I want help, who turn? where put (water)? how (much water)? my/your turn, it (plant) feel good, it (plant) want drink, you put (water) here/there/in/on, it (weather) hot/cold, you put more (water)/little/big (amount of water), I feel happy/sad, I all done/finished, I need more (water to fill watering can), I want look (at plants), I sit here, where you sit? that hot work (carrying watering can), I need drink - I same (I am the same as the plants who also need a drink), I like this, I see/hear it (insect), I have problem (watering can is empty)	
REASONS TO COMMUNICATE WITH THESE WORDS	Giving directions, asking questions, answering questions, commenting, requesting, describing,	
RELEVANT FRINGE WORDS	Describing words (thirsty, beautiful, favourite, pretty, etc), weather words (sunny, cloudy, etc), bug names (bee, butterfly, etc), colours words,	

★ Remember, you don't need to find every word you are saying on the communication system, just focus on the **key** words. These are the most important words. You can still speak a 'full' sentence out loud, while pointing to symbols for the key words.

So you might say 'I like it', but just point to/press the 'like' symbol, until you feel confident to join 2 or 3 symbols together. ★









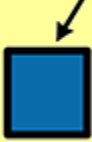







TalkLink Trust – National Office

PATHWAYS FOR DIFFERENT SYSTEMS












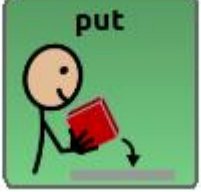











Different communication systems use different 'pathways' to find the words.

Below are some of the pathways for commonly used communication systems.





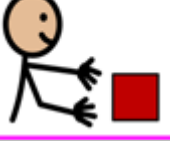















77 symbol core board

You ready?	you / your 	ready 	
I want help	I / me / my 	want 	help 
You put more	you / your 	put 	more 
It want drink	it 	want 	drink 
You sit	you / your 	sit 	
I want look	I / me / my 	want 	look / see / watch 





























TouchChat (60 button basic setup)

You ready?							
I want help							
You put more							
It want drink							
You sit							
I want look							

Proloquo2Go (60 button setup)

You ready?	<p>you</p> 	<p>Describe</p> 	<p>ready</p> 	
I want help	<p>I</p> 	<p>want</p> 	<p>help</p> 	
You put more	<p>you</p> 	<p>put</p> 	<p>more</p> 	
It want drink	<p>it</p> 	<p>want</p> 	<p>Food</p> 	<p>drink</p> 
You sit	<p>you</p> 	<p>Actions</p> 	<p>sit</p> 	
I want look	<p>I</p> 	<p>want</p> 	<p>Actions</p> 	<p>look</p> 













LAMP Words for Life

<p>You ready?</p>	<p>what ? word</p>	<p>question ?</p>	<p>you </p>	<p>you </p>
	<p>there </p>	<p>ready </p>		
<p>I want help</p>	<p>I </p>	<p>I want </p>	<p>help </p>	<p>help </p>
<p>You put more</p>	<p>you </p>	<p>you </p>	<p>put </p>	<p>put </p>
	<p>more </p>			<p>more </p>
<p>It want drink</p>	<p>it </p>	<p>it </p>	<p>want </p>	<p>want </p>
	<p>drink </p>	<p>drink </p>		
<p>You sit</p>	<p>you </p>	<p>you </p>	<p>sit </p>	<p>sit </p>
<p>I want look</p>	<p>I </p>	<p>I want </p>	<p>look </p>	<p>look </p>

PODD (12 symbol per page expanded book)

Water the flowers	More to say 2 	Go to categories 7 	turn the page 	house & garden 17 
	outside 17d 	turn the page 	water 	flower 
Wait for me	stop, wait 	I do, me, mine 		
I want help	I do, me, mine 	help 		
You put more	you, your, yours 	more 		
It want drink	More to say 2 	I want.... 11 (do an activity) 	something to eat or drink 18 	drink list 
Add 'water' to your list if it's not there already.				
I want look	I do, me, mine 	look 		

Speak for Yourself

You ready?	<p>YOU</p> 	<p>SO</p> 	<p>ready</p> 		
I want help	<p>I</p> 	<p>WANT</p> 	<p>want</p>	<p>HELP</p> 	<p>help</p>
You put more	<p>YOU</p> 	<p>PUT</p> 	<p>put</p>	<p>MORE</p> 	
It want drink	<p>IT</p> 	<p>WANT</p> 	<p>want</p>	<p>DRINK</p> 	<p>drink</p>
You sit	<p>YOU</p> 	<p>SIT</p> 	<p>sit</p>		
I want look	<p>I</p> 	<p>WANT</p> 	<p>want</p>	<p>LOOK</p> 	<p>look</p>

Give it a go...and the most important thing to remember..... HAVE FUN together!

Check out our other resources online at <https://talklink.org.nz/resources>