


USING CORE WORDS IN EVERYDAY ACTIVITIES



MAKING PLAY DOUGH

You just need 3 ingredients to make your own playdough at home for to give you hours of creative fun with plenty of language opportunities for children of all ages. Mix half a cup of cornstarch, a cup of baking soda with three quarters of a cup of water in a pan. Put the pan on a medium heat and wait till it starts to bubble and turn solid. Once a ball starts to form, take it off the heat and transfer your hot playdough onto a piece of baking paper, take care it will be really hot! Once it's cooled you can add essential oils and food colouring to make it a really great sensory play experience.

CORE WORDS	People/thing words	I/me/mine, you/your, it, we
	Action words	Look, go, turn, wait, help, want, do/did, stop, put
	Position words	In, out, off, here, there
	Quantity words	All, more, again, some
	Describing words	Good, bad, finished, all done, big, small
	Question words	Who, where
	Other words	Problem
WAYS TO USE THE WORDS		Put it in, put it here, put it there, I want, you want, it's mine, it's yours, all finished, I'm happy, looks good, problem, help me, go, your turn, my turn, it's all done, whos turn, it's big, it's small
REASONS TO COMMUNICATE WITH THESE WORDS		Requesting, commenting, giving opinions, answering and asking questions,
RELEVANT FRINGE WORDS		Colours, describing words, cooking words

★ Remember, you don't need to find every word you are saying on the communication system, just focus on the **key** words. These are the most important words. You can still speak a 'full' sentence out loud, while pointing to symbols for the key words.

So you might say 'I like it', but just point to/press the 'like' symbol, until you feel confident to join 2 or 3 symbols together. ★

PATHWAYS FOR DIFFERENT SYSTEMS




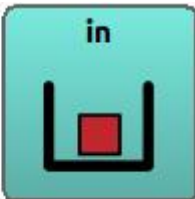
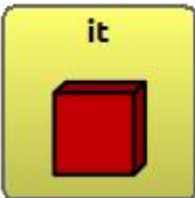













Different communication systems use different 'pathways' to find the words.

Below are some of the pathways for commonly used communication systems.




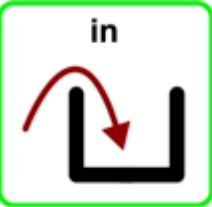
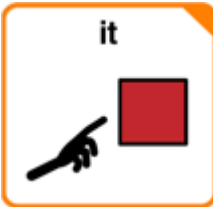
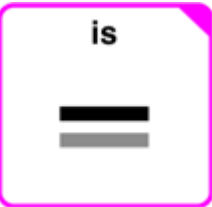











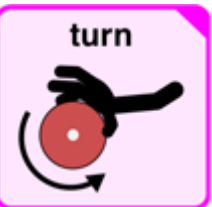
77 symbol core board

I want	<p>I / me / my</p> 	<p>want</p> 	
Put in	<p>put</p> 	<p>in</p> 	
It's mine	<p>it</p> 	<p>am / is / are / be</p> 	<p>I / me / my</p> 
Looks good	<p>look / see / watch</p> 	<p>good</p> 	
Help me	<p>help</p> 	<p>I / me / my</p> 	
Whose turn?	<p>who</p> 	<p>turn</p> 	

TouchChat (60 button basic setup)



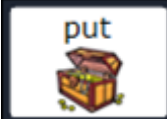








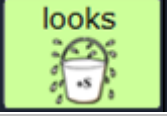






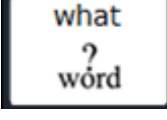


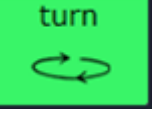
I want	 
Put in	 
It's mine	   
Looks good	   
Help me	 
Whose turn?	   

Proloquo2Go (60 button setup)















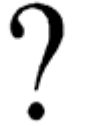





I want				
Put in				
It's mine				
Looks good				
Help me				
Whose turn?				

Hold down 'I' to get 'me'.














LAMP Words for Life

I want				
Put in				
It's mine				
Looks good				
Help me				
Whose turn?				

PODD (12 symbol per page expanded book)

Your turn	<p>you do it, you, your turn</p> 				
Put in	<p>More to say 2</p> 	<p>do something 10 (actions/verbs)</p> 	<p>turn the page</p> 	<p>put</p> 	<p>in</p> 
Just joking!	<p>turn the page</p> 	<p>Just joking</p> 			
I like this it's clever	<p>More to say 2</p> 	<p>I like this 4a</p> 	<p>clever</p> 		
Help me	<p>help</p> 	<p>I do, me, mine</p> 			
Whose turn?	<p>More to say 2</p> 	<p>I'm asking a question 8</p> 	<p>who, whose</p> 	<p>Go to categories 7</p> 	<p>actions 10</p> 
	<p>turn the page</p> 	<p>turn</p> 			

Speak for Yourself

I want	I 	WANT 	want	
Put in	PUT 	put	IN 	in
It's mine	IT 	MINE 		
Looks good	LOOK 	looks	GOOD 	good
Help me	HELP 	help	ME 	me
Whose turn?	WHAT 	whose 	TURN 	turn

Give it a go...and the most important thing to remember..... HAVE FUN together!

Check out our other resources online at <https://talklink.org.nz/resources>